

## ACCOUNT STATEMENT

---

Statement Period	09/01/2015 through 09/30/2015
Account Number	M87163

---

### Table Of Contents

---

Index Of Related Accounts	1
Balance Sheet	3
Summary Of Cash Receipts And Disbursements	6
Summary Of Fund	7
Investment Review	8
Summary Of Earnings	42
Schedule Of Contributions	44
Schedule Of Income	46
Schedule Of Other Additions	91
Schedule Of Payments To Participants	92
Schedule Of Other Disbursements And Reductions	93
Schedule Of Purchases	94
Schedule Of Realized Gains & Losses	106
Schedule Of Prior Period Trades Settled	128
Schedule Of Pending Trades End Of Period	136
Schedule Of Unrealized Gains & Losses	142
Related Accounts Market Value Summary	178
Schedule Of Brokerage Commissions	181
Schedule Of Purchases By Broker	182
Schedule Of Realized Gains & Losses By Broker	199
Asset Summary As Of 09/30/2015	230

## ACCOUNT STATEMENT

Statement Period  
Account Number

09/01/2015 through 09/30/2015  
M87163

### Index Of Related Accounts

THIS REPORT CONSOLIDATES THE ACTIVITY OF  
THE FOLLOWING ACCOUNTS:

ACCOUNT	NAME
2850000701	AS CUSTODIAN FOR POMPANO BEACH GENERAL EMPLOYEES' RETIREMENT SYSTEM RECEIPTS & DISBURSEMENT ACCOUNT
2850000710	AS CUSTODIAN FOR POMPANO BEACH GENERAL EMPLOYEES' RETIREMENT SYSTEM - MUTUAL FUND ACCOUNT
2850000729	AS CUSTODIAN FOR POMPANO BEACH GENERAL EMPLOYEES' RETIREMENT SYSTEM RHUMBLINE ADVISORS
2850000738	AS CUSTODIAN FOR POMPANO BEACH GENERAL EMPLOYEES' RETIREMENT SYSTEM RICHMOND CAPITAL MGMT FIXED
2850000747	AS CUSTODIAN FOR POMPANO BEACH GENERAL EMPLOYEES' RETIREMENT SYSTEM STRALEM & COMPANY INC
2850000756	AS CUSTODIAN FOR POMPANO BEACH GENERAL EMPLOYEES' RETIREMENT SYSTEM VICTORY CAPITAL MGMT
2850000765	AS CUSTODIAN FOR POMPANO BEACH GENERAL EMPLOYEES' RETIREMENT SYSTEM AMERICAN REALTY ADVISOR
2850000774	AS CUSTODIAN FOR POMPANO BEACH GENERAL EMPLOYEES' RETIREMENT SYSTEM DEPRINCE, RACE & ZOLLO
2850000783	AS CUSTODIAN FOR POMPANO BEACH GENERAL EMPLOYEES' RETIREMENT SYSTEM ATLANTA CAPITAL MANAGEMENT

REGIONS BANK  
AS CUSTODIAN FOR POMPANO BEACH  
GENERAL EMPLOYEES' RETIREMENT  
CONSOLIDATED ACCOUNT

## ACCOUNT STATEMENT

Page 2

Statement Period  
Account Number

09/01/2015 through 09/30/2015  
M87163

### Index Of Related Accounts

THIS REPORT CONSOLIDATES THE ACTIVITY OF  
THE FOLLOWING ACCOUNTS:

ACCOUNT	NAME
2850000792	AS CUSTODIAN FOR POMPANO BEACH GENERAL EMPLOYEES' RETIREMENT SYSTEM JP MORGAN INVESTMENTS
2850000809	AS CUSTODIAN FOR POMPANO BEACH GENERAL EMPLOYEES' RETIREMENT SYSTEM PRINCIPAL GLOBAL INVESTORS

# ACCOUNT STATEMENT

Statement Period  
Account Number

09/01/2015 through 09/30/2015  
M87163

## Balance Sheet

	AS OF 09/01/2015		AS OF 09/30/2015	
	COST VALUE	MARKET VALUE	COST VALUE	MARKET VALUE
<b>A S S E T S</b>				
CASH	7,255.44	7,255.44	1,837.50	1,837.50
DUE FROM BROKERS	370,662.12	370,662.12	2,192,701.08	2,192,701.08
ACCRUED INCOME	313,881.88	313,881.88	234,928.81	234,928.81
TOTAL CASH & RECEIVABLES	691,799.44	691,799.44	2,429,467.39	2,429,467.39
CASH AND EQUIVALENTS				
SHORT TERM INVESTMENTS	3,328,922.79	3,328,922.79	2,778,855.65	2,778,855.65
TOTAL CASH AND EQUIVALENTS	3,328,922.79	3,328,922.79	2,778,855.65	2,778,855.65
EQUITIES				
COMMON STOCK	45,213,212.81	52,832,324.22	45,517,062.96	51,221,147.05
MUTUAL FUNDS - EQUITY	6,418,155.15	7,477,468.71	6,279,433.30	7,096,857.87
TOTAL EQUITIES	51,631,367.96	60,309,792.93	51,796,496.26	58,318,004.92
FIXED				
U S GOVERNMENT OBLIGATIONS	1,661,589.13	1,659,286.80	1,080,125.72	1,092,615.40
MORTGAGE BACKED SECURITIES	6,630,326.09	6,644,620.91	6,932,903.38	6,964,150.67
COLLATERALIZED MORTGAGE OBLIGATI	768,868.74	751,754.49	931,415.34	932,879.05
CORPORATE BONDS	10,904,202.30	10,863,538.50	9,080,530.30	9,110,124.10
MUTUAL FUNDS - FIXED INCOME	2,135,448.08	4,038,794.73	2,142,958.98	4,015,255.53
TOTAL FIXED	22,100,434.34	23,957,995.43	20,167,933.72	22,115,024.75
INTERNATIONAL				
FOREIGN BONDS, NOTES & DEBENTURE	180,870.00	162,985.50	180,870.00	162,948.00
FOREIGN STOCK	1,229,870.29	1,442,706.20	1,229,870.29	1,387,401.90
MUTUAL FUNDS - INTERNATIONAL	12,366,545.00	14,478,255.58	12,366,545.00	13,831,578.43
TOTAL INTERNATIONAL	13,777,285.29	16,083,947.28	13,777,285.29	15,381,928.33
MISCELLANEOUS ASSETS				
MISCELLANEOUS ASSETS	10,000,000.00	16,326,209.99	10,000,000.00	16,572,635.99
TOTAL MISCELLANEOUS ASSETS	10,000,000.00	16,326,209.99	10,000,000.00	16,572,635.99
PARTNERSHIPS				
PARTNERSHIPS	21,324,409.58	33,679,279.10	21,372,311.78	32,855,198.25
TOTAL PARTNERSHIPS	21,324,409.58	33,679,279.10	21,372,311.78	32,855,198.25
TOTAL HOLDINGS	122,162,419.96	153,686,147.52	119,892,882.70	148,021,647.89
TOTAL ASSETS	122,854,219.40	154,377,946.96	122,322,350.09	150,451,115.28

## ACCOUNT STATEMENT

Statement Period  
Account Number

09/01/2015 through 09/30/2015  
M87163

### Balance Sheet

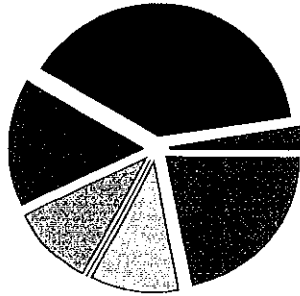
	AS OF 09/01/2015		AS OF 09/30/2015	
	COST VALUE	MARKET VALUE	COST VALUE	MARKET VALUE
	<b>L I A B I L I T I E S</b>			
DUE TO BROKERS	134,162.36	134,162.36	159,129.30	159,129.30
TOTAL LIABILITIES	134,162.36	134,162.36	159,129.30	159,129.30
TOTAL NET ASSET VALUE	122,720,057.04	154,243,784.60	122,163,220.79	150,291,985.98
TOTAL LIABILITIES AND EQUITY	122,854,219.40	154,377,946.96	122,322,350.09	150,451,115.28

## ACCOUNT STATEMENT

Statement Period  
Account Number


09/01/2015 through 09/30/2015  
M87163

### Beginning Market Allocation



0.4%	CASH & RECEIVABLES	691,799.44
2.2%	CASH AND EQUIVALENTS	3,328,922.79
39.1%	EQUITIES	60,309,792.93
15.5%	FIXED	23,957,995.43
10.4%	INTERNATIONAL	16,083,947.28
0.1%	LIABILITIES	134,162.36-
10.6%	MISCELLANEOUS ASSETS	16,326,209.99
21.9%	PARTNERSHIPS	33,679,279.10
100.0%	Total	154,243,784.60

### Ending Market Allocation



1.6%	CASH & RECEIVABLES	2,429,467.39
1.8%	CASH AND EQUIVALENTS	2,778,855.65
38.8%	EQUITIES	58,318,004.92
14.7%	FIXED	22,115,024.75
10.3%	INTERNATIONAL	15,381,928.33
0.1%	LIABILITIES	159,129.30-
11.0%	MISCELLANEOUS ASSETS	16,572,635.99
21.9%	PARTNERSHIPS	32,855,198.25
100.0%	Total	150,291,985.98

## ACCOUNT STATEMENT

Statement Period  
Account Number

09/01/2015 through 09/30/2015  
M87163

### Summary Of Cash Receipts And Disbursements

#### RECEIPTS

CASH BALANCE AS OF 09/01/2015		7,255.44
CONTRIBUTIONS		
EMPLOYER CONTRIBUTIONS	72,932.43	
EMPLOYEE CONTRIBUTIONS	197,805.19	
TOTAL CONTRIBUTIONS		270,737.62
INCOME RECEIVED		
DIVIDENDS	157,611.34	
INTEREST	93,307.22	
TOTAL INCOME RECEIPTS		250,918.56
OTHER CASH RECEIPTS		422,693.29
PROCEEDS FROM THE DISPOSITION OF ASSETS		4,750,314.07
TOTAL RECEIPTS		5,694,663.54

#### DISBURSEMENTS

PAYMENTS TO PARTICIPANTS		
PAYMENTS TO PARTICIPANTS	947,395.80	
TOTAL PAYMENTS TO PARTICIPANTS		947,395.80
OTHER CASH DISBURSEMENTS		338,329.08
COST OF ACQUISITION OF ASSETS		4,414,356.60
TOTAL DISBURSEMENTS		5,700,081.48
CASH BALANCE AS OF 09/30/2015		1,837.50

## ACCOUNT STATEMENT

Statement Period  
Account Number

09/01/2015 through 09/30/2015  
M87163

### Summary Of Fund

MARKET VALUE AS OF 09/01/2015	154,243,784.60
EMPLOYER CONTRIBUTIONS	72,932.43
EMPLOYEE CONTRIBUTIONS	197,805.19
DIVIDENDS	157,611.34
INTEREST	93,307.22
LESS BEGINNING ACCRUED INCOME	313,881.88-
ACCRUED INCOME	234,928.81
OTHER RECEIPTS	422,693.29
REALIZED GAIN OR LOSS	28,948.60-
UNREALIZED GAIN OR LOSS	3,502,521.54-
PAYMENTS TO PARTICIPANTS	947,395.80-
OTHER DISBURSEMENTS	338,329.08-
TOTAL MARKET VALUE AS OF 09/30/2015	150,291,985.98




## ACCOUNT STATEMENT

Statement Period  
Account Number

09/01/2015 through 09/30/2015  
M87163

### Summary Of Investments

#### Investment Allocation



3.4%	CASH AND EQUIVALENTS	5,049,193.74
38.8%	EQUITIES	58,318,004.92
14.7%	FIXED	22,115,024.75
10.2%	INTERNATIONAL	15,381,928.33
32.9%	MISCELLANEOUS	49,427,834.24
100.0%	Total	150,291,985.98

#### Investment Summary

	Cost	Market Value	% of Acct	Estim Ann Inc	Income Yield
<b>CASH AND EQUIVALENTS</b>					
CASH	2,270,338.09	2,270,338.09	1.51	0	0.00
SHORT TERM INVESTMENTS	2,778,855.65	2,778,855.65	1.85	278	0.01
<b>TOTAL CASH AND EQUIVALENTS</b>	<b>5,049,193.74</b>	<b>5,049,193.74</b>	<b>3.36</b>	<b>278</b>	<b>0.01</b>
<b>EQUITIES</b>					
COMMON STOCK	45,517,062.96	51,221,147.05	34.08	1,060,122	2.07
MUTUAL FUNDS - EQUITY	6,279,433.30	7,096,857.87	4.72	127,182	1.79
<b>TOTAL EQUITIES</b>	<b>51,796,496.26</b>	<b>58,318,004.92</b>	<b>38.80</b>	<b>1,187,304</b>	<b>2.04</b>
<b>FIXED</b>					
U S GOVERNMENT OBLIGATIONS	1,080,125.72	1,092,615.40	0.73	24,488	2.24

## ACCOUNT STATEMENT

Statement Period  
Account Number

09/01/2015 through 09/30/2015  
M87163

### Summary Of Investments

#### Investment Summary

	Cost	Market Value	% of Acct	Estim Ann Inc	Income Yield
MORTGAGE BACKED SECURITIES	6,932,903.38	6,964,150.67	4.63	256,452	3.68
COLLATERALIZED MORTGAGE OBLIGATIONS	931,415.34	932,879.05	0.62	34,882	3.74
CORPORATE BONDS	9,080,530.30	9,110,124.10	6.06	443,056	4.86
MUTUAL FUNDS - FIXED INCOME	2,142,958.98	4,015,255.53	2.67	191,983	4.78
<b>TOTAL FIXED</b>	<b>20,167,933.72</b>	<b>22,115,024.75</b>	<b>14.71</b>	<b>950,860</b>	<b>4.30</b>
<b>INTERNATIONAL</b>					
FOREIGN BONDS, NOTES & DEBENTURES	180,870.00	162,948.00	0.11	8,625	5.29
FOREIGN STOCK	1,229,870.29	1,387,401.90	0.92	33,565	2.42
MUTUAL FUNDS - INTERNATIONAL	12,366,545.00	13,831,578.43	9.20	245,276	1.77
<b>TOTAL INTERNATIONAL</b>	<b>13,777,285.29</b>	<b>15,381,928.33</b>	<b>10.23</b>	<b>287,465</b>	<b>1.87</b>
<b>MISCELLANEOUS</b>					
MISCELLANEOUS ASSETS	10,000,000.00	16,572,635.99	11.03	0	0.00
PARTNERSHIPS	21,372,311.78	32,855,198.25	21.86	0	0.00
<b>TOTAL MISCELLANEOUS</b>	<b>31,372,311.78</b>	<b>49,427,834.24</b>	<b>32.89</b>	<b>0</b>	<b>0.00</b>
<b>Total Fund</b>	<b>122,163,220.79</b>	<b>150,291,985.98</b>	<b>100.00</b>	<b>2,425,907</b>	<b>1.61</b>