

ACCOUNT STATEMENT

Statement Period
Account Number

07/01/2015 through 07/31/2015
M87163

Table Of Contents

Index Of Related Accounts	1
Schedule Of Adjustments	3
Balance Sheet	12
Summary Of Cash Receipts And Disbursements	15
Summary Of Fund	16
Investment Review	17
Summary Of Earnings	51
Schedule Of Contributions	53
Schedule Of Income	55
Schedule Of Other Additions	92
Schedule Of Payments To Participants	93
Schedule Of Other Disbursements And Reductions	94
Schedule Of Non-cash Transactions	95
Schedule Of Purchases	96
Schedule Of Realized Gains & Losses	109
Schedule Of Prior Period Trades Settled	127
Schedule Of Pending Trades End Of Period	137
Schedule Of Unrealized Gains & Losses	142
Related Accounts Market Value Summary	179
Schedule Of Brokerage Commissions	182
Schedule Of Purchases By Broker	183
Schedule Of Realized Gains & Losses By Broker	202
Asset Summary As Of 07/31/2015	225

ACCOUNT STATEMENT

Statement Period
Account Number

07/01/2015 through 07/31/2015
M87163

Index Of Related Accounts

THIS REPORT CONSOLIDATES THE ACTIVITY OF
THE FOLLOWING ACCOUNTS:

ACCOUNT	NAME
2850000701	AS CUSTODIAN FOR POMPANO BEACH GENERAL EMPLOYEES' RETIREMENT SYSTEM RECEIPTS & DISBURSEMENT ACCOUNT
2850000710	AS CUSTODIAN FOR POMPANO BEACH GENERAL EMPLOYEES' RETIREMENT SYSTEM - MUTUAL FUND ACCOUNT
2850000729	AS CUSTODIAN FOR POMPANO BEACH GENERAL EMPLOYEES' RETIREMENT SYSTEM RHUMBLINE ADVISORS
2850000738	AS CUSTODIAN FOR POMPANO BEACH GENERAL EMPLOYEES' RETIREMENT SYSTEM RICHMOND CAPITAL MGMT FIXED
2850000747	AS CUSTODIAN FOR POMPANO BEACH GENERAL EMPLOYEES' RETIREMENT SYSTEM STRALEM & COMPANY INC
2850000756	AS CUSTODIAN FOR POMPANO BEACH GENERAL EMPLOYEES' RETIREMENT SYSTEM VICTORY CAPITAL MGMT
2850000765	AS CUSTODIAN FOR POMPANO BEACH GENERAL EMPLOYEES' RETIREMENT SYSTEM AMERICAN REALTY ADVISOR
2850000774	AS CUSTODIAN FOR POMPANO BEACH GENERAL EMPLOYEES' RETIREMENT SYSTEM DEPRINCE, RACE & ZOLLO
2850000783	AS CUSTODIAN FOR POMPANO BEACH GENERAL EMPLOYEES' RETIREMENT SYSTEM ATLANTA CAPITAL MANAGEMENT

REGIONS BANK
AS CUSTODIAN FOR POMPANO BEACH
GENERAL EMPLOYEES' RETIREMENT
CONSOLIDATED ACCOUNT

ACCOUNT STATEMENT

Page 2

Statement Period
Account Number

07/01/2015 through 07/31/2015
M87163

Index Of Related Accounts

THIS REPORT CONSOLIDATES THE ACTIVITY OF
THE FOLLOWING ACCOUNTS:

ACCOUNT	NAME
2850000792	AS CUSTODIAN FOR POMPANO BEACH GENERAL EMPLOYEES' RETIREMENT SYSTEM JP MORGAN INVESTMENTS
2850000809	AS CUSTODIAN FOR POMPANO BEACH GENERAL EMPLOYEES' RETIREMENT SYSTEM PRINCIPAL GLOBAL INVESTORS

ACCOUNT STATEMENT

Statement Period
Account Number

07/01/2015 through 07/31/2015
M87163

Schedule Of Adjustments

DESCRIPTION	TRANSACTION DETAIL		
	CASH OR BROKER CASH	MKT / COST BASIS	MKT / COST GAIN / LOSS
OTHER RECEIPTS			
06/26/2015 REVERSAL TO TRANSACTION # 1 OF 06/26/2015 TRANSACTION WAS: RECEIVED FROM BROWARD COUNTY BOARD OF COUNTY COMMISSIONERS CONCENTRATION ACCOUNT	1,282.44-		
TOTAL OTHER RECEIPTS	1,282.44-		
REALIZED GAIN OR LOSS			
CUSIP# 057224107 06/26/2015 (SETTLE 07/07/2015) SOLD 675 SHS BAKER HUGHES INC ON 06/26/2015 AT 61.5563 THRU RAYMOND JAMES and ASSOC. INC. COMMISSIONS PAID 27.00 EXPENSES PAID 0.77	41,522.73	41,647.50- 43,700.63-	124.77- 2,177.90-
CUSIP# 402635304 06/26/2015 (SETTLE 07/09/2015) SOLD 850 SHS GULFPORT ENERGY CORP ON 06/26/2015 AT 40.2844 THRU JEFFERIES and CO, INC COMMISSIONS PAID 17.00 EXPENSES PAID 0.64	34,224.10	34,212.50- 33,355.57-	11.60 868.53
CUSIP# 46284V101 06/26/2015 (SETTLE 07/09/2015) SOLD 420 SHS IRON MOUNTAIN INCORPORATED ON 06/26/2015 AT 31.879 THRU JEFFERIES and CO, INC COMMISSIONS PAID 16.80 EXPENSES PAID 0.25	13,372.13	13,020.00- 14,264.78-	352.13 892.65-
CUSIP# 057224107 06/26/2015 (SETTLE 07/14/2015) SOLD 850 SHS BAKER HUGHES INC ON 06/26/2015 AT 61.5644 THRU ISI GROUP, INC COMMISSIONS PAID 34.00 EXPENSES PAID 0.97	52,294.77	52,445.00- 55,456.23-	150.23- 3,161.46-

ACCOUNT STATEMENT

Statement Period
Account Number

07/01/2015 through 07/31/2015
M87163

Schedule Of Adjustments

DESCRIPTION	TRANSACTION DETAIL		
	CASH OR BROKER CASH	MKT / COST BASIS	MKT / COST GAIN / LOSS
CUSIP# 402635304 06/26/2015 (SETTLE 07/15/2015) SOLD 1,100 SHS GULFPORT ENERGY CORP ON 06/26/2015 AT 40.2043 THRU J.P. MORGAN SECURITIES INC COMMISSIONS PAID 44.00 EXPENSES PAID 0.82	44,179.91	44,275.00 - 42,954.47 -	95.09 - 1,225.44
CUSIP# 46284V101 06/29/2015 (SETTLE 07/06/2015) SOLD 750 SHS IRON MOUNTAIN INCORPORATED ON 06/29/2015 AT 31.5962 THRU RAYMOND JAMES and ASSOC. INC. COMMISSIONS PAID 30.00 EXPENSES PAID 0.44	23,666.71	23,250.00 - 23,918.75 -	416.71 252.04 -
CUSIP# 46284V101 06/30/2015 (SETTLE 07/06/2015) SOLD 380 SHS IRON MOUNTAIN INCORPORATED ON 06/30/2015 AT 31.2233 THRU RAYMOND JAMES and ASSOC. INC. COMMISSIONS PAID 15.20 EXPENSES PAID 0.22	11,849.43	11,780.00 - 11,304.82 -	69.43 544.61
CUSIP# 464287481 06/30/2015 (SETTLE 07/06/2015) SOLD 1,148 SHS ISHARES RUSSELL MID CAP GROWTH ETF ON 06/30/2015 AT 96.9225 THRU ISI GROUP, INC COMMISSIONS PAID 45.92 EXPENSES PAID 2.05	111,219.06	111,183.80 - 113,368.58 -	35.26 2,149.52 -
CUSIP# 464287481 06/30/2015 (SETTLE 07/07/2015) SOLD 524 SHS ISHARES RUSSELL MID CAP GROWTH ETF ON 06/30/2015 AT 96.9693 THRU ROBERT BAIRD COMMISSIONS PAID 20.96 EXPENSES PAID 0.94	50,790.01	50,749.40 - 51,724.15 -	40.61 934.14 -
TOTAL REALIZED GAIN OR LOSS	383,118.85	382,563.20 - 390,047.98 -	555.65 6,929.13 -
UNREALIZED GAIN OR LOSS			

ACCOUNT STATEMENT

Statement Period
Account Number

07/01/2015 through 07/31/2015
M87163

Schedule Of Adjustments

DESCRIPTION	TRANSACTION DETAIL		
	CASH OR BROKER CASH	MKT / COST BASIS	MKT / COST GAIN / LOSS
CUSIP# 146229109 06/15/2015 (SETTLE 06/18/2015) REVERSAL TO TRANSACTION # 1 OF 06/18/2015 TRADE CANCELLED TRANSACTION WAS: PURCHASED 50 SHS CARTER'S INC ON 06/15/2015 AT 105.145 THRU J.P. MORGAN SECURITIES INC. COMMISSIONS PAID 1.50	5,258.75	5,315.00 - 5,258.75 -	56.25 -
CUSIP# 146229109 06/25/2015 (SETTLE 07/02/2015) PURCHASED 150 SHS CARTER'S INC ON 06/25/2015 AT 108.1324 THRU LONGBOW SECURITIES LLC COMMISSIONS PAID 6.00	16,225.86 -	15,945.00 16,225.86	280.86 -
CUSIP# 44980X109 06/25/2015 (SETTLE 07/02/2015) PURCHASED 100 SHS IPG PHOTONICS CORPORATION ON 06/25/2015 AT 86.3011 THRU ANCORA SECURITIES INC. COMMISSIONS PAID 4.00	8,634.11 -	8,517.50 8,634.11	116.61 -
CUSIP# 146229109 06/26/2015 (SETTLE 07/02/2015) PURCHASED 200 SHS CARTER'S INC ON 06/26/2015 AT 108.6794 THRU LONGBOW SECURITIES LLC COMMISSIONS PAID 8.00	21,743.88 -	21,260.00 21,743.88	483.88 -
CUSIP# 12514G108 06/26/2015 (SETTLE 07/03/2015) PURCHASED 1,700 SHS CDW CORP/DE ON 06/26/2015 AT 36.0837 THRU STIFEL, NICOLAUS AND CO.,INC. COMMISSIONS PAID 68.00	61,410.29 -	61,410.29 61,410.29	
CUSIP# 44980X109 06/26/2015 (SETTLE 07/06/2015) PURCHASED 150 SHS IPG PHOTONICS CORPORATION ON 06/26/2015 AT 84.6996 THRU JEFFERIES and CO, INC COMMISSIONS PAID 6.00	12,710.94 -	12,776.25 12,710.94	65.31

ACCOUNT STATEMENT

Statement Period
Account Number

07/01/2015 through 07/31/2015
M87163

Schedule Of Adjustments

DESCRIPTION	TRANSACTION DETAIL		
	CASH OR BROKER CASH	MKT / COST BASIS	MKT / COST GAIN / LOSS
CUSIP# 12514G108 06/26/2015 (SETTLE 07/08/2015) PURCHASED 2,150 SHS CDW CORP/DE ON 06/26/2015 AT 35.698 THRU DEUTSCHE BANK SECURITIES, INC. COMMISSIONS PAID 86.00	76,836.70-	76,836.70 76,836.70	
CUSIP# 146229109 06/29/2015 (SETTLE 07/06/2015) PURCHASED 100 SHS CARTER'S INC ON 06/29/2015 AT 106.50 THRU LIQUIDNET INC COMMISSIONS PAID 3.00	10,653.00-	10,630.00 10,653.00	23.00-
CUSIP# 44980X109 06/29/2015 (SETTLE 07/06/2015) PURCHASED 250 SHS IPG PHOTONICS CORPORATION ON 06/29/2015 AT 82.7908 THRU RAYMOND JAMES and ASSOC. INC. COMMISSIONS PAID 10.00	20,707.70-	21,293.75 20,707.70	586.05
CUSIP# 146229109 06/29/2015 (SETTLE 07/06/2015) PURCHASED 100 SHS CARTER'S INC ON 06/29/2015 AT 107.2332 THRU ITG INC COMMISSIONS PAID 2.00	10,725.32-	10,630.00 10,725.32	95.32-
CUSIP# 146229109 06/29/2015 (SETTLE 07/07/2015) PURCHASED 250 SHS CARTER'S INC ON 06/29/2015 AT 107.7463 THRU J.P. MORGAN SECURITIES INC COMMISSIONS PAID 7.50	26,944.08-	26,575.00 26,944.08	369.08-
CUSIP# 25470F302 06/30/2015 (SETTLE 07/06/2015) PURCHASED 1,150 SHS DISCOVERY COMMUNICATIONS - C ON 06/30/2015 AT 31.035 THRU LIQUIDNET INC COMMISSIONS PAID 34.50	35,724.75-	35,742.00 35,724.75	17.25

ACCOUNT STATEMENT

Statement Period
Account Number

07/01/2015 through 07/31/2015
M87163

Schedule Of Adjustments

DESCRIPTION	TRANSACTION DETAIL		
	CASH OR BROKER CASH	MKT / COST BASIS	MKT / COST GAIN / LOSS
CUSIP# 44980X109 06/30/2015 (SETTLE 07/06/2015) PURCHASED 50 SHS IPG PHOTONICS CORPORATION ON 06/30/2015 AT 84.3381 THRU RAYMOND JAMES and ASSOC. INC. COMMISSIONS PAID 2.00	4,218.91 -	4,258.75 4,218.91	39.84
CUSIP# 538034109 06/30/2015 (SETTLE 07/06/2015) PURCHASED 1,350 SHS LIVE NATION ENTERTAINMENT, INC. ON 06/30/2015 AT 27.509 THRU ISI GROUP, INC COMMISSIONS PAID 54.00	37,191.15 -	37,111.50 37,191.15	79.65 -
CUSIP# 25470F302 06/30/2015 (SETTLE 07/06/2015) PURCHASED 1,300 SHS DISCOVERY COMMUNICATIONS - C ON 06/30/2015 AT 31.1267 THRU JEFFERIES and CO, INC COMMISSIONS PAID 52.00	40,516.71 -	40,404.00 40,516.71	112.71 -
CUSIP# 531229300 06/30/2015 (SETTLE 07/07/2015) PURCHASED 1,050 SHS LIBERTY MEDIA CORP - C ON 06/30/2015 AT 35.9494 THRU ROBERT BAIRD COMMISSIONS PAID 42.00	37,788.87 -	37,695.00 37,788.87	93.87 -
CUSIP# 146229109 06/30/2015 (SETTLE 07/08/2015) PURCHASED 100 SHS CARTER'S INC ON 06/30/2015 AT 106.52 THRU J.P. MORGAN SECURITIES INC COMMISSIONS PAID 3.00	10,655.00 -	10,630.00 10,655.00	25.00 -
CUSIP# 146229109 06/30/2015 (SETTLE 07/20/2015) PURCHASED 100 SHS CARTER'S INC ON 06/30/2015 AT 106.3542 THRU ITG INC COMMISSIONS PAID 2.00	10,637.42 -	10,630.00 10,637.42	7.42 -

ACCOUNT STATEMENT

Statement Period
Account Number

07/01/2015 through 07/31/2015
M87163

Schedule Of Adjustments

TRANSACTION DETAIL

DESCRIPTION	CASH OR BROKER CASH	MKT / COST BASIS	MKT / COST GAIN / LOSS
TOTAL UNREALIZED GAIN OR LOSS	438,065.94-	437,030.74 438,065.94	1,035.20- 0.00
GRAND TOTAL	56,229.53-	54,467.54 48,017.96	479.55- 6,929.13-
TOTAL CASH	3,976.31		
TOTAL DUE TO BKR	443,324.69		
TOTAL DUE FROM BKR	383,118.85		

NOTE: GAIN/LOSS TOTALS ARE THE SUM OF GAIN/LOSS AMOUNTS FROM INDIVIDUAL ADJUSTMENTS.

ACCOUNT STATEMENT

Statement Period
Account Number

07/01/2015 through 07/31/2015
M87163

Schedule Of Adjustments

TRANSACTION SUMMARY

ADJUSTMENTS FOR THE PERIOD 07/01/2015 THROUGH 07/31/2015

	MARKET VALUE ADJUSTMENTS	BASIS ADJUSTMENTS
ENDING VALUE AS OF 06/30/2015	160,730,543.37	124,058,148.83
OTHER RECEIPTS	1,282.44-	1,282.44-
REALIZED GAIN OR LOSS	555.65	6,929.13-
UNREALIZED GAIN OR LOSS	1,035.20-	0.00
ADJUSTED ENDING VALUE AS OF 06/30/2015	160,728,781.38	124,049,937.26

ACCOUNT STATEMENT

Statement Period
Account Number

07/01/2015 through 07/31/2015
M87163

Schedule Of Adjustments

ADJUSTED BALANCES AS OF 09/10/2015	ASSET SUMMARY			
	ENDING COST BASIS	ADJUSTED COST BASIS	ENDING MARKET VALUE	ADJUSTED MARKET VALUE
A S S E T S				
CASH	650.00	4,626.31	650.00	4,626.31
DUE FROM BROKERS	218,754.02	601,872.87	218,754.02	601,872.87
ACCRUED INCOME	274,011.70	274,011.70	274,011.70	274,011.70
TOTAL CASH & RECEIVABLES	493,415.72	880,510.88	493,415.72	880,510.88
CASH AND EQUIVALENTS				
SHORT TERM INVESTMENTS	4,358,445.33	4,358,445.33	4,358,445.33	4,358,445.33
TOTAL CASH AND EQUIVALENTS	4,358,445.33	4,358,445.33	4,358,445.33	4,358,445.33
EQUITIES				
COMMON STOCK	45,004,894.93	45,218,005.62	56,348,384.10	56,564,784.84
MUTUAL FUNDS - EQUITY	6,507,243.03	6,342,150.30	8,081,706.29	7,919,773.09
TOTAL EQUITIES	51,512,137.96	51,560,155.92	64,430,090.39	64,484,557.93
FIXED				
U S GOVERNMENT OBLIGATIONS	2,202,965.08	2,202,965.08	2,192,204.05	2,192,204.05
MORTGAGE BACKED SECURITIES	7,385,747.40	7,385,747.40	7,370,381.19	7,370,381.19
COLLATERALIZED MORTGAGE OBLIGATI	1,318,436.53	1,318,436.53	1,273,293.12	1,273,293.12
CORPORATE BONDS	10,451,806.70	10,451,806.70	10,480,887.95	10,480,887.95
MUTUAL FUNDS - FIXED INCOME	2,101,463.27	2,101,463.27	4,062,082.31	4,062,082.31
TOTAL FIXED	23,460,418.98	23,460,418.98	25,378,848.62	25,378,848.62
INTERNATIONAL				
FOREIGN BONDS, NOTES & DEBENTURE	180,870.00	180,870.00	163,680.00	163,680.00
FOREIGN STOCK	784,003.83	784,003.83	1,121,088.60	1,121,088.60
MUTUAL FUNDS - INTERNATIONAL	12,366,545.00	12,366,545.00	15,492,426.17	15,492,426.17
TOTAL INTERNATIONAL	13,331,418.83	13,331,418.83	16,777,194.77	16,777,194.77
MISCELLANEOUS ASSETS				
MISCELLANEOUS ASSETS	10,000,000.00	10,000,000.00	15,942,702.66	15,942,702.66
TOTAL MISCELLANEOUS ASSETS	10,000,000.00	10,000,000.00	15,942,702.66	15,942,702.66
PARTNERSHIPS				
PARTNERSHIPS	21,357,069.00	21,357,069.00	33,804,602.87	33,804,602.87
TOTAL PARTNERSHIPS	21,357,069.00	21,357,069.00	33,804,602.87	33,804,602.87
TOTAL HOLDINGS	124,019,490.10	124,067,508.06	160,691,884.64	160,746,352.18
TOTAL ASSETS	124,512,905.82	124,948,018.94	161,185,300.36	161,626,863.06

ACCOUNT STATEMENT

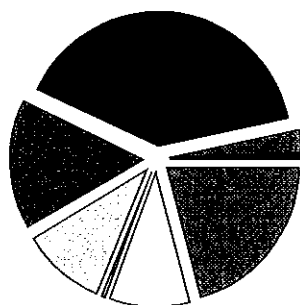
Statement Period
Account Number

07/01/2015 through 07/31/2015
M87163

Schedule Of Adjustments

ADJUSTED BALANCES AS OF 09/10/2015	ASSET SUMMARY			
	ENDING COST BASIS	ADJUSTED COST BASIS	ENDING MARKET VALUE	ADJUSTED MARKET VALUE
L I A B I L I T I E S				
DUE TO BROKERS	454,756.99	898,081.68	454,756.99	898,081.68
TOTAL LIABILITIES	454,756.99	898,081.68	454,756.99	898,081.68
TOTAL NET ASSET VALUE	124,058,148.83	124,049,937.26	160,730,543.37	160,728,781.38
TOTAL LIABILITIES AND EQUITY	124,512,905.82	124,948,018.94	161,185,300.36	161,626,863.06

Adjusted Asset Allocation



0.5%	CASH & RECEIVABLES	880,510.88
2.7%	CASH AND EQUIVALENTS	4,358,445.33
40.1%	EQUITIES	64,484,557.93
15.8%	FIXED	25,378,848.62
10.5%	INTERNATIONAL	16,777,194.77
0.6%	LIABILITIES	898,081.68
9.9%	MISCELLANEOUS ASSETS	15,942,702.66
21.1%	PARTNERSHIPS	33,804,602.87
100.0%	Total	160,728,781.38

ACCOUNT STATEMENT

Statement Period
Account Number

07/01/2015 through 07/31/2015
M87163

Balance Sheet

	AS OF 07/01/2015		AS OF 07/31/2015	
	COST	MARKET	COST	MARKET
	VALUE	VALUE	VALUE	VALUE
A S S E T S				
CASH	4,626.31	4,626.31	0.00	0.00
DUE FROM BROKERS	601,872.87	601,872.87	168,431.02	168,431.02
ACCRUED INCOME	274,011.70	274,011.70	236,219.94	236,219.94
TOTAL CASH & RECEIVABLES	880,510.88	880,510.88	404,650.96	404,650.96
CASH AND EQUIVALENTS				
SHORT TERM INVESTMENTS	4,358,445.33	4,358,445.33	3,316,662.42	3,316,662.42
TOTAL CASH AND EQUIVALENTS	4,358,445.33	4,358,445.33	3,316,662.42	3,316,662.42
EQUITIES				
COMMON STOCK	45,218,005.62	56,564,784.84	45,715,809.85	56,787,455.58
MUTUAL FUNDS - EQUITY	6,342,150.30	7,919,773.09	6,342,150.30	7,933,743.97
TOTAL EQUITIES	51,560,155.92	64,484,557.93	52,057,960.15	64,721,199.55
FIXED				
U S GOVERNMENT OBLIGATIONS	2,202,965.08	2,192,204.05	2,428,062.51	2,435,391.40
MORTGAGE BACKED SECURITIES	7,385,747.40	7,370,381.19	7,214,450.62	7,228,088.40
COLLATERALIZED MORTGAGE OBLIGATI	1,318,436.53	1,273,293.12	1,046,462.18	1,017,989.52
CORPORATE BONDS	10,451,806.70	10,480,887.95	10,451,806.70	10,471,694.90
MUTUAL FUNDS - FIXED INCOME	2,101,463.27	4,062,082.31	2,112,686.87	4,065,222.79
TOTAL FIXED	23,460,418.98	25,378,848.62	23,253,468.88	25,218,387.01
INTERNATIONAL				
FOREIGN BONDS, NOTES & DEBENTURE	180,870.00	163,680.00	180,870.00	163,363.50
FOREIGN STOCK	784,003.83	1,121,088.60	784,003.83	1,105,922.80
MUTUAL FUNDS - INTERNATIONAL	12,366,545.00	15,492,426.17	12,366,545.00	15,685,655.03
TOTAL INTERNATIONAL	13,331,418.83	16,777,194.77	13,331,418.83	16,954,941.33
MISCELLANEOUS ASSETS				
MISCELLANEOUS ASSETS	10,000,000.00	15,942,702.66	10,000,000.00	16,036,103.49
TOTAL MISCELLANEOUS ASSETS	10,000,000.00	15,942,702.66	10,000,000.00	16,036,103.49
PARTNERSHIPS				
PARTNERSHIPS	21,357,069.00	33,804,602.87	21,357,069.00	34,397,573.67
TOTAL PARTNERSHIPS	21,357,069.00	33,804,602.87	21,357,069.00	34,397,573.67
TOTAL HOLDINGS	124,067,508.06	160,746,352.18	123,316,579.28	160,644,867.47
TOTAL ASSETS	124,948,018.94	161,626,863.06	123,721,230.24	161,049,518.43

ACCOUNT STATEMENT

Statement Period
Account Number

07/01/2015 through 07/31/2015
M87163

Balance Sheet

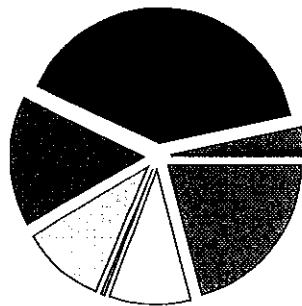
	AS OF 07/01/2015		AS OF 07/31/2015	
	COST VALUE	MARKET VALUE	COST VALUE	MARKET VALUE
L I A B I L I T I E S				
DUE TO BROKERS	898,081.68	898,081.68	147,336.86	147,336.86
TOTAL LIABILITIES	898,081.68	898,081.68	147,336.86	147,336.86
TOTAL NET ASSET VALUE	124,049,937.26	160,728,781.38	123,573,893.38	160,902,181.57
TOTAL LIABILITIES AND EQUITY	124,948,018.94	161,626,863.06	123,721,230.24	161,049,518.43

ACCOUNT STATEMENT

Statement Period
Account Number


07/01/2015 through 07/31/2015
M87163

Beginning Market Allocation



0.5%	CASH & RECEIVABLES	880,510.88
2.7%	CASH AND EQUIVALENTS	4,358,445.33
40.1%	EQUITIES	64,484,557.93
15.8%	FIXED	25,378,848.62
10.5%	INTERNATIONAL	16,777,194.77
0.6%	LIABILITIES	898,081.68
9.9%	MISCELLANEOUS ASSETS	15,942,702.66
21.1%	PARTNERSHIPS	33,804,602.87
100.0%	Total	160,728,781.38

Ending Market Allocation



0.3%	CASH & RECEIVABLES	404,650.96
2.1%	CASH AND EQUIVALENTS	3,316,662.42
40.2%	EQUITIES	64,721,199.55
15.7%	FIXED	25,218,387.01
10.5%	INTERNATIONAL	16,954,941.33
0.1%	LIABILITIES	147,336.86
10.0%	MISCELLANEOUS ASSETS	16,036,103.49
21.3%	PARTNERSHIPS	34,397,573.67
100.0%	Total	160,902,181.57

ACCOUNT STATEMENT

Statement Period
Account Number

07/01/2015 through 07/31/2015
M87163

Summary Of Cash Receipts And Disbursements

R E C E I P T S

CASH BALANCE AS OF 07/01/2015		4,626.31
CONTRIBUTIONS		
EMPLOYER CONTRIBUTIONS	27,054.95	
EMPLOYEE CONTRIBUTIONS	286,871.40	
TOTAL CONTRIBUTIONS		313,926.35
INCOME RECEIVED		
DIVIDENDS	63,061.75	
INTEREST	49,989.77	
TOTAL INCOME RECEIPTS		113,051.52
OTHER CASH RECEIPTS		1,134,738.83
PROCEEDS FROM THE DISPOSITION OF ASSETS		6,128,577.24
TOTAL RECEIPTS		7,690,293.94

D I S B U R S E M E N T S

PAYMENTS TO PARTICIPANTS		
PAYMENTS TO PARTICIPANTS	1,234,620.71	
TOTAL PAYMENTS TO PARTICIPANTS		1,234,620.71
OTHER CASH DISBURSEMENTS		1,235,994.63
COST OF ACQUISITION OF ASSETS		5,224,304.91
TOTAL DISBURSEMENTS		7,694,920.25
CASH BALANCE AS OF 07/31/2015		0.00

ACCOUNT STATEMENT

Statement Period
Account Number

07/01/2015 through 07/31/2015
M87163

Summary Of Fund

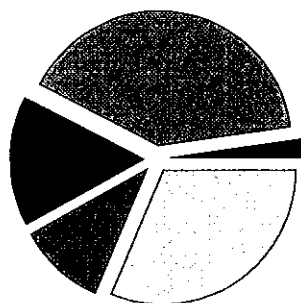
MARKET VALUE AS OF 07/01/2015	160,728,781.38
EMPLOYER CONTRIBUTIONS	27,054.95
EMPLOYEE CONTRIBUTIONS	286,871.40
DIVIDENDS	63,061.75
INTEREST	49,989.77
LESS BEGINNING ACCRUED INCOME	274,011.70-
ACCRUED INCOME	236,219.94
OTHER RECEIPTS	1,140,157.36
REALIZED GAIN OR LOSS	21,528.82
UNREALIZED GAIN OR LOSS	1,093,143.24
PAYMENTS TO PARTICIPANTS	1,234,620.71-
OTHER DISBURSEMENTS	1,235,994.63-
TOTAL MARKET VALUE AS OF 07/31/2015	160,902,181.57

ACCOUNT STATEMENT

Statement Period
Account Number

07/01/2015 through 07/31/2015
M87163

Summary Of Investments Investment Allocation



2. 2%	CASH AND EQUIVALENTS	3, 573, 976. 52
40. 2%	EQUITIES	64, 721, 199. 55
15. 7%	FIXED	25, 218, 387. 01
10. 5%	INTERNATIONAL	16, 954, 941. 33
31. 4%	MISCELLANEOUS	50, 433, 677. 16
100. 0%	Total	160, 902, 181. 57

Investment Summary

	Cost	Market Value	% of Acct	Estim Ann Inc	Income Yield
CASH AND EQUIVALENTS					
CASH	257,314.10	257,314.10	0.16	0	0.00
SHORT TERM INVESTMENTS	3,316,662.42	3,316,662.42	2.06	332	0.01
TOTAL CASH AND EQUIVALENTS	3,573,976.52	3,573,976.52	2.22	332	0.01
EQUITIES					
COMMON STOCK	45,715,809.85	56,787,455.58	35.29	1,050,641	1.85
MUTUAL FUNDS - EQUITY	6,342,150.30	7,933,743.97	4.93	127,658	1.61
TOTAL EQUITIES	52,057,960.15	64,721,199.55	40.22	1,178,299	1.82
FIXED					
U S GOVERNMENT OBLIGATIONS	2,428,062.51	2,435,391.40	1.51	62,375	2.56

ACCOUNT STATEMENT

Statement Period
Account Number

07/01/2015 through 07/31/2015
M87163

Summary Of Investments

Investment Summary

	Cost	Market Value	% of Acct	Estim Ann Inc	Income Yield
MORTGAGE BACKED SECURITIES	7,214,450.62	7,228,088.40	4.49	273,002	3.78
COLLATERALIZED MORTGAGE OBLIGATIONS	1,046,462.18	1,017,989.52	0.63	42,478	4.17
CORPORATE BONDS	10,451,806.70	10,471,694.90	6.51	493,188	4.71
MUTUAL FUNDS - FIXED INCOME	2,112,686.87	4,065,222.79	2.53	191,869	4.72
TOTAL FIXED	23,253,468.88	25,218,387.01	15.67	1,062,912	4.21
INTERNATIONAL					
FOREIGN BONDS, NOTES & DEBENTURES	180,870.00	163,363.50	0.10	8,625	5.28
FOREIGN STOCK	784,003.83	1,105,922.80	0.69	22,644	2.05
MUTUAL FUNDS - INTERNATIONAL	12,366,545.00	15,685,655.03	9.75	245,276	1.56
TOTAL INTERNATIONAL	13,331,418.83	16,954,941.33	10.54	276,544	1.63
MISCELLANEOUS					
MISCELLANEOUS ASSETS	10,000,000.00	16,036,103.49	9.97	0	0.00
PARTNERSHIPS	21,357,069.00	34,397,573.67	21.38	0	0.00
TOTAL MISCELLANEOUS	31,357,069.00	50,433,677.16	31.34	0	0.00
Total Fund	123,573,893.38	160,902,181.57	100.00	2,518,087	1.56