

## ACCOUNT STATEMENT

---

Statement Period  
Account Number

05/01/2016 through 05/31/2016  
M87163

### Table Of Contents

---

|  |     |
|--|-----|
| Index Of Related Accounts                      | 1   |
| Schedule Of Adjustments                        | 3   |
| Balance Sheet                                  | 7   |
| Summary Of Cash Receipts And Disbursements     | 10  |
| Summary Of Fund                                | 11  |
| Investment Review                              | 12  |
| Summary Of Earnings                            | 48  |
| Schedule Of Contributions                      | 50  |
| Schedule Of Income                             | 51  |
| Schedule Of Other Additions                    | 93  |
| Schedule Of Payments To Participants           | 94  |
| Schedule Of Other Disbursements And Reductions | 95  |
| Schedule Of Non-cash Transactions              | 96  |
| Schedule Of Purchases                          | 97  |
| Schedule Of Realized Gains & Losses            | 115 |
| Schedule Of Prior Period Trades Settled        | 130 |
| Schedule Of Pending Trades End Of Period       | 133 |
| Schedule Of Unrealized Gains & Losses          | 135 |
| Related Accounts Market Value Summary          | 173 |
| Schedule Of Brokerage Commissions              | 176 |
| Schedule Of Purchases By Broker                | 177 |
| Schedule Of Realized Gains & Losses By Broker  | 196 |
| Asset Summary As Of 05/31/2016                 | 218 |

## ACCOUNT STATEMENT

Statement Period  
Account Number

05/01/2016 through 05/31/2016  
M87163

### Index Of Related Accounts

THIS REPORT CONSOLIDATES THE ACTIVITY OF  
THE FOLLOWING ACCOUNTS:

| ACCOUNT    | NAME   |
|------------|--|
| 2850000701 | AS CUSTODIAN FOR POMPANO BEACH<br>GENERAL EMPLOYEES' RETIREMENT<br>SYSTEM RECEIPTS & DISBURSEMENT<br>ACCOUNT |
| 2850000710 | AS CUSTODIAN FOR POMPANO BEACH<br>GENERAL EMPLOYEES' RETIREMENT<br>SYSTEM - MUTUAL FUND ACCOUNT              |
| 2850000729 | AS CUSTODIAN FOR POMPANO BEACH<br>GENERAL EMPLOYEES' RETIREMENT<br>SYSTEM<br>RHUMBLINE ADVISORS              |
| 2850000738 | AS CUSTODIAN FOR POMPANO BEACH<br>GENERAL EMPLOYEES' RETIREMENT<br>SYSTEM<br>RICHMOND CAPITAL MGMT FIXED     |
| 2850000747 | AS CUSTODIAN FOR POMPANO BEACH<br>GENERAL EMPLOYEES' RETIREMENT<br>SYSTEM<br>STRALEM & COMPANY INC           |
| 2850000756 | AS CUSTODIAN FOR POMPANO BEACH<br>GENERAL EMPLOYEES' RETIREMENT<br>SYSTEM<br>VICTORY CAPITAL MGMT            |
| 2850000765 | AS CUSTODIAN FOR POMPANO BEACH<br>GENERAL EMPLOYEES' RETIREMENT<br>SYSTEM<br>AMERICAN REALTY ADVISOR         |
| 2850000774 | AS CUSTODIAN FOR POMPANO BEACH<br>GENERAL EMPLOYEES' RETIREMENT<br>SYSTEM<br>DEPRINCE, RACE & ZOLLO          |
| 2850000783 | AS CUSTODIAN FOR POMPANO BEACH<br>GENERAL EMPLOYEES' RETIREMENT<br>SYSTEM<br>ATLANTA CAPITAL MANAGEMENT      |

## ACCOUNT STATEMENT

Statement Period  
Account Number

05/01/2016 through 05/31/2016  
M87163

### Index Of Related Accounts

THIS REPORT CONSOLIDATES THE ACTIVITY OF  
THE FOLLOWING ACCOUNTS:

| ACCOUNT    | NAME  |
|------------|---|
| 2850000792 | AS CUSTODIAN FOR POMPANO BEACH<br>GENERAL EMPLOYEES' RETIREMENT<br>SYSTEM<br>JP MORGAN INVESTMENTS      |
| 2850000809 | AS CUSTODIAN FOR POMPANO BEACH<br>GENERAL EMPLOYEES' RETIREMENT<br>SYSTEM<br>PRINCIPAL GLOBAL INVESTORS |

## ACCOUNT STATEMENT

Statement Period  
Account Number

05/01/2016 through 05/31/2016  
M87163

### Schedule Of Adjustments

| DESCRIPTION   | TRANSACTION DETAIL     |                            |                           |
|---|------------------------|----------------------------|---------------------------|
|   | CASH OR<br>BROKER CASH | MKT / COST<br>BASIS        | MKT / COST<br>GAIN / LOSS |
| UNREALIZED GAIN OR LOSS   |                        |                            |                           |
| CUSIP# 084423102<br>04/28/2016 (TO SETTLE 05/03/2016)<br>PENDING TRADE ADJUSTMENT # 2355 ON<br>SETTLEMENT DATE 05/03/2016<br>TRANSACTION WAS:<br>PURCHASED 1,127 SHS BERKLEY W R<br>CORP ON 04/28/2016 AT 56.3849<br>THRU J.P. MORGAN SECURITIES INC.<br>COMMISSIONS PAID 14.09 | 63,559.87              | 63,112.00 -<br>63,559.87 - | 447.87                    |
| CUSIP# 69447T771<br>04/29/2016 (SETTLE 05/03/2016)<br>PURCHASED 678.469 SHS PACIFIC<br>LIFE FLOATING RATE INCOME FUND<br>ON 04/29/2016 AT 9.86 FOR<br>REINVESTMENT  | 6,689.70 -             | 6,689.70<br>6,689.70       |                           |
| TOTAL UNREALIZED GAIN OR LOSS   | 56,870.17              | 56,422.30 -<br>56,870.17 - | 447.87<br>0.00            |
| GRAND TOTAL   | 56,870.17              | 56,422.30 -<br>56,870.17 - | 447.87<br>0.00            |
| TOTAL DUE TO BKR  | 56,870.17 -            |                            |                           |

NOTE: GAIN/LOSS TOTALS ARE THE SUM OF GAIN/LOSS AMOUNTS FROM INDIVIDUAL ADJUSTMENTS.

## ACCOUNT STATEMENT

Statement Period  
Account Number

05/01/2016 through 05/31/2016  
M87163

### Schedule Of Adjustments

#### TRANSACTION SUMMARY

ADJUSTMENTS FOR THE PERIOD 05/01/2016 THROUGH 05/31/2016

|  | MARKET VALUE ADJUSTMENTS | BASIS ADJUSTMENTS |
|--|--------------------------|-------------------|
| ENDING VALUE AS OF 04/30/2016          | 159,904,588.43           | 125,088,913.09    |
| UNREALIZED GAIN OR LOSS                | 447.87                   | 0.00              |
| ADJUSTED ENDING VALUE AS OF 04/30/2016 | 159,905,036.30           | 125,088,913.09    |

# ACCOUNT STATEMENT

Statement Period  
Account Number

05/01/2016 through 05/31/2016  
M87163

## Schedule Of Adjustments

| ADJUSTED BALANCES<br>AS OF 06/17/2016 | ASSET SUMMARY         |                        |                        |                          |
|---------------------------------------|-----------------------|------------------------|------------------------|--------------------------|
|                                       | ENDING<br>COST BASIS  | ADJUSTED<br>COST BASIS | ENDING<br>MARKET VALUE | ADJUSTED<br>MARKET VALUE |
|                                       | A S S E T S           |                        |                        |                          |
| CASH                                  | 0.00                  | 0.00                   | 0.00                   | 0.00                     |
| DUE FROM BROKERS                      | 58,266.91             | 58,266.91              | 58,266.91              | 58,266.91                |
| ACCRUED INCOME                        | 221,364.31            | 221,364.31             | 221,364.31             | 221,364.31               |
| <b>TOTAL CASH &amp; RECEIVABLES</b>   | <b>279,631.22</b>     | <b>279,631.22</b>      | <b>279,631.22</b>      | <b>279,631.22</b>        |
| CASH AND EQUIVALENTS                  |                       |                        |                        |                          |
| SHORT TERM INVESTMENTS                | 4,779,278.76          | 4,779,278.76           | 4,779,278.76           | 4,779,278.76             |
| <b>TOTAL CASH AND EQUIVALENTS</b>     | <b>4,779,278.76</b>   | <b>4,779,278.76</b>    | <b>4,779,278.76</b>    | <b>4,779,278.76</b>      |
| EQUITIES                              |                       |                        |                        |                          |
| COMMON STOCK                          | 44,660,697.70         | 44,597,137.83          | 54,764,886.79          | 54,701,774.79            |
| MUTUAL FUNDS - EQUITY                 | 6,906,964.38          | 6,906,964.38           | 7,634,091.57           | 7,634,091.57             |
| <b>TOTAL EQUITIES</b>                 | <b>51,567,662.08</b>  | <b>51,504,102.21</b>   | <b>62,398,978.36</b>   | <b>62,335,866.36</b>     |
| FIXED                                 |                       |                        |                        |                          |
| U S GOVERNMENT OBLIGATIONS            | 1,054,161.08          | 1,054,161.08           | 1,072,397.40           | 1,072,397.40             |
| MORTGAGE BACKED SECURITIES            | 6,779,526.90          | 6,779,526.90           | 6,878,172.31           | 6,878,172.31             |
| COLLATERALIZED MORTGAGE OBLIGATI      | 819,069.16            | 819,069.16             | 856,505.53             | 856,505.53               |
| CORPORATE BONDS                       | 13,921,320.66         | 13,921,320.66          | 14,044,281.80          | 14,044,281.80            |
| MUTUAL FUNDS - FIXED INCOME           | 69,763.98             | 76,453.68              | 2,054,459.58           | 2,061,149.28             |
| <b>TOTAL FIXED</b>                    | <b>22,643,841.78</b>  | <b>22,650,531.48</b>   | <b>24,905,816.62</b>   | <b>24,912,506.32</b>     |
| INTERNATIONAL                         |                       |                        |                        |                          |
| FOREIGN BONDS, NOTES & DEBENTURE      | 180,870.00            | 180,870.00             | 159,939.00             | 159,939.00               |
| FOREIGN STOCK                         | 1,275,805.02          | 1,275,805.02           | 1,570,432.35           | 1,570,432.35             |
| MUTUAL FUNDS - INTERNATIONAL          | 12,795,026.33         | 12,795,026.33          | 14,614,930.78          | 14,614,930.78            |
| <b>TOTAL INTERNATIONAL</b>            | <b>14,251,701.35</b>  | <b>14,251,701.35</b>   | <b>16,345,302.13</b>   | <b>16,345,302.13</b>     |
| MISCELLANEOUS ASSETS                  |                       |                        |                        |                          |
| MISCELLANEOUS ASSETS                  | 10,000,000.00         | 10,000,000.00          | 17,441,207.86          | 17,441,207.86            |
| <b>TOTAL MISCELLANEOUS ASSETS</b>     | <b>10,000,000.00</b>  | <b>10,000,000.00</b>   | <b>17,441,207.86</b>   | <b>17,441,207.86</b>     |
| PARTNERSHIPS                          |                       |                        |                        |                          |
| PARTNERSHIPS                          | 21,784,920.44         | 21,784,920.44          | 33,972,496.02          | 33,972,496.02            |
| <b>TOTAL PARTNERSHIPS</b>             | <b>21,784,920.44</b>  | <b>21,784,920.44</b>   | <b>33,972,496.02</b>   | <b>33,972,496.02</b>     |
| <b>TOTAL HOLDINGS</b>                 | <b>125,027,404.41</b> | <b>124,970,534.24</b>  | <b>159,843,079.75</b>  | <b>159,786,657.45</b>    |
| <b>TOTAL ASSETS</b>                   | <b>125,307,035.63</b> | <b>125,250,165.46</b>  | <b>160,122,710.97</b>  | <b>160,066,288.67</b>    |

## ACCOUNT STATEMENT

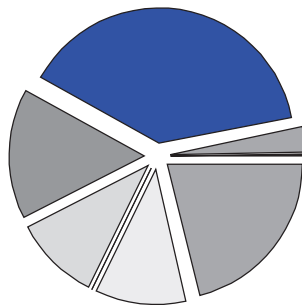
Statement Period  
Account Number

05/01/2016 through 05/31/2016  
M87163

### Schedule Of Adjustments

| ADJUSTED BALANCES<br>AS OF 06/17/2016 | ASSET SUMMARY         |                        |                        |                          |
|---------------------------------------|-----------------------|------------------------|------------------------|--------------------------|
|                                       | ENDING<br>COST BASIS  | ADJUSTED<br>COST BASIS | ENDING<br>MARKET VALUE | ADJUSTED<br>MARKET VALUE |
|                                       | L I A B I L I T I E S |                        |                        |                          |
| DUE TO BROKERS                        | 218,122.54            | 161,252.37             | 218,122.54             | 161,252.37               |
| <b>TOTAL LIABILITIES</b>              | <b>218,122.54</b>     | <b>161,252.37</b>      | <b>218,122.54</b>      | <b>161,252.37</b>        |
| <b>TOTAL NET ASSET VALUE</b>          | <b>125,088,913.09</b> | <b>125,088,913.09</b>  | <b>159,904,588.43</b>  | <b>159,905,036.30</b>    |
| <b>TOTAL LIABILITIES AND EQUITY</b>   | <b>125,307,035.63</b> | <b>125,250,165.46</b>  | <b>160,122,710.97</b>  | <b>160,066,288.67</b>    |

### Adjusted Asset Allocation



|               |                      |                       |
|---------------|----------------------|-----------------------|
| 0.2%          | CASH & RECEIVABLES   | 279,631.22            |
| 3.0%          | CASH AND EQUIVALENTS | 4,779,278.76          |
| 39.0%         | EQUITIES             | 62,335,866.36         |
| 15.6%         | FIXED                | 24,912,506.32         |
| 10.2%         | INTERNATIONAL        | 16,345,302.13         |
| 0.1%          | LIABILITIES          | 161,252.37            |
| 10.9%         | MISCELLANEOUS ASSETS | 17,441,207.86         |
| 21.2%         | PARTNERSHIPS         | 33,972,496.02         |
| <b>100.0%</b> | <b>Total</b>         | <b>159,905,036.30</b> |

# ACCOUNT STATEMENT

Statement Period  
Account Number

05/01/2016 through 05/31/2016  
M87163

## Balance Sheet

|                                     | AS OF 05/01/2016      |                       | AS OF 05/31/2016      |                       |
|-------------------------------------|-----------------------|-----------------------|-----------------------|-----------------------|
|                                     | COST VALUE            | MARKET VALUE          | COST VALUE            | MARKET VALUE          |
| <b>A S S E T S</b>                  |                       |                       |                       |                       |
| CASH                                | 0.00                  | 0.00                  | 0.00                  | 0.00                  |
| DUE FROM BROKERS                    | 58,266.91             | 58,266.91             | 107,967.66            | 107,967.66            |
| ACCRUED INCOME                      | 221,364.31            | 221,364.31            | 322,598.52            | 322,598.52            |
| <b>TOTAL CASH &amp; RECEIVABLES</b> | <b>279,631.22</b>     | <b>279,631.22</b>     | <b>430,566.18</b>     | <b>430,566.18</b>     |
| CASH AND EQUIVALENTS                |                       |                       |                       |                       |
| SHORT TERM INVESTMENTS              | 4,779,278.76          | 4,779,278.76          | 3,263,613.59          | 3,263,613.59          |
| <b>TOTAL CASH AND EQUIVALENTS</b>   | <b>4,779,278.76</b>   | <b>4,779,278.76</b>   | <b>3,263,613.59</b>   | <b>3,263,613.59</b>   |
| EQUITIES                            |                       |                       |                       |                       |
| COMMON STOCK                        | 44,597,137.83         | 54,701,774.79         | 44,946,606.49         | 55,843,099.85         |
| MUTUAL FUNDS - EQUITY               | 6,906,964.38          | 7,634,091.57          | 6,706,983.25          | 7,464,983.82          |
| <b>TOTAL EQUITIES</b>               | <b>51,504,102.21</b>  | <b>62,335,866.36</b>  | <b>51,653,589.74</b>  | <b>63,308,083.67</b>  |
| FIXED                               |                       |                       |                       |                       |
| U S GOVERNMENT OBLIGATIONS          | 1,054,161.08          | 1,072,397.40          | 1,123,263.70          | 1,131,290.50          |
| MORTGAGE BACKED SECURITIES          | 6,779,526.90          | 6,878,172.31          | 6,685,672.92          | 6,776,216.68          |
| COLLATERALIZED MORTGAGE OBLIGATI    | 819,069.16            | 856,505.53            | 819,069.16            | 854,205.34            |
| CORPORATE BONDS                     | 13,921,320.66         | 14,044,281.80         | 14,426,800.66         | 14,485,194.15         |
| MUTUAL FUNDS - FIXED INCOME         | 76,453.68             | 2,061,149.28          | 76,453.68             | 2,069,510.95          |
| <b>TOTAL FIXED</b>                  | <b>22,650,531.48</b>  | <b>24,912,506.32</b>  | <b>23,131,260.12</b>  | <b>25,316,417.62</b>  |
| INTERNATIONAL                       |                       |                       |                       |                       |
| FOREIGN BONDS, NOTES & DEBENTURE    | 180,870.00            | 159,939.00            | 180,870.00            | 159,276.00            |
| FOREIGN STOCK                       | 1,275,805.02          | 1,570,432.35          | 1,298,706.62          | 1,618,286.95          |
| MUTUAL FUNDS - INTERNATIONAL        | 12,795,026.33         | 14,614,930.78         | 12,795,026.33         | 14,344,865.94         |
| <b>TOTAL INTERNATIONAL</b>          | <b>14,251,701.35</b>  | <b>16,345,302.13</b>  | <b>14,274,602.95</b>  | <b>16,122,428.89</b>  |
| MISCELLANEOUS ASSETS                |                       |                       |                       |                       |
| MISCELLANEOUS ASSETS                | 10,000,000.00         | 17,441,207.86         | 10,000,000.00         | 17,583,967.27         |
| <b>TOTAL MISCELLANEOUS ASSETS</b>   | <b>10,000,000.00</b>  | <b>17,441,207.86</b>  | <b>10,000,000.00</b>  | <b>17,583,967.27</b>  |
| PARTNERSHIPS                        |                       |                       |                       |                       |
| PARTNERSHIPS                        | 21,784,920.44         | 33,972,496.02         | 21,753,594.62         | 34,360,255.90         |
| <b>TOTAL PARTNERSHIPS</b>           | <b>21,784,920.44</b>  | <b>33,972,496.02</b>  | <b>21,753,594.62</b>  | <b>34,360,255.90</b>  |
| <b>TOTAL HOLDINGS</b>               | <b>124,970,534.24</b> | <b>159,786,657.45</b> | <b>124,076,661.02</b> | <b>159,954,766.94</b> |
| <b>TOTAL ASSETS</b>                 | <b>125,250,165.46</b> | <b>160,066,288.67</b> | <b>124,507,227.20</b> | <b>160,385,333.12</b> |



## ACCOUNT STATEMENT

Statement Period  
Account Number

05/01/2016 through 05/31/2016  
M87163

### Balance Sheet

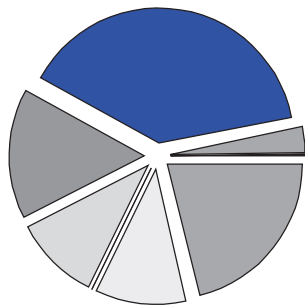
|                                     | AS OF 05/01/2016      |                       | AS OF 05/31/2016      |                       |
|-------------------------------------|-----------------------|-----------------------|-----------------------|-----------------------|
|                                     | COST VALUE            | MARKET VALUE          | COST VALUE            | MARKET VALUE          |
|                                     | L I A B I L I T I E S |                       |                       |                       |
| DUE TO BROKERS                      | 161,252.37            | 161,252.37            | 103,844.67            | 103,844.67            |
| <b>TOTAL LIABILITIES</b>            | <b>161,252.37</b>     | <b>161,252.37</b>     | <b>103,844.67</b>     | <b>103,844.67</b>     |
| <b>TOTAL NET ASSET VALUE</b>        | <b>125,088,913.09</b> | <b>159,905,036.30</b> | <b>124,403,382.53</b> | <b>160,281,488.45</b> |
| <b>TOTAL LIABILITIES AND EQUITY</b> | <b>125,250,165.46</b> | <b>160,066,288.67</b> | <b>124,507,227.20</b> | <b>160,385,333.12</b> |

## ACCOUNT STATEMENT

Statement Period  
Account Number

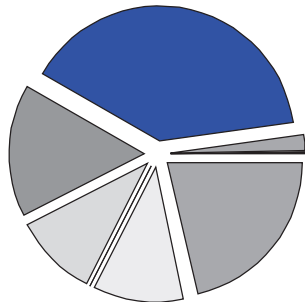
05/01/2016 through 05/31/2016  
M87163

### Beginning Market Allocation



|        |                      |                       |
|--------|----------------------|-----------------------|
| 0.2%   | CASH & RECEIVABLES   | 279,631.22            |
| 3.0%   | CASH AND EQUIVALENTS | 4,779,278.76          |
| 39.0%  | EQUITIES             | 62,335,866.36         |
| 15.6%  | FIXED                | 24,912,506.32         |
| 10.2%  | INTERNATIONAL        | 16,345,302.13         |
| 0.1%   | LIABILITIES          | 161,252.37            |
| 10.9%  | MISCELLANEOUS ASSETS | 17,441,207.86         |
| 21.2%  | PARTNERSHIPS         | 33,972,496.02         |
| 100.0% | <b>Total</b>         | <b>159,905,036.30</b> |

### Ending Market Allocation



|        |                      |                       |
|--------|----------------------|-----------------------|
| 0.3%   | CASH & RECEIVABLES   | 430,566.18            |
| 2.0%   | CASH AND EQUIVALENTS | 3,263,613.59          |
| 39.5%  | EQUITIES             | 63,308,083.67         |
| 15.8%  | FIXED                | 25,316,417.62         |
| 10.1%  | INTERNATIONAL        | 16,122,428.89         |
| 0.1%   | LIABILITIES          | 103,844.67            |
| 11.0%  | MISCELLANEOUS ASSETS | 17,583,967.27         |
| 21.4%  | PARTNERSHIPS         | 34,360,255.90         |
| 100.0% | <b>Total</b>         | <b>160,281,488.45</b> |

## ACCOUNT STATEMENT

Statement Period  
Account Number

05/01/2016 through 05/31/2016  
M87163

### Summary Of Cash Receipts And Disbursements

#### R E C E I P T S

|   |                |                    |
|---|----------------|--------------------|
| CASH BALANCE AS OF 05/01/2016           |                | 0 . 00             |
| CONTRIBUTIONS                           |                |                    |
| EMPLOYER CONTRIBUTIONS                  | 26 , 225 . 29  |                    |
| EMPLOYEE CONTRIBUTIONS                  | 199 , 114 . 31 |                    |
| TOTAL CONTRIBUTIONS                     |                | 225 , 339 . 60     |
| INCOME RECEIVED                         |                |                    |
| DIVIDENDS                               | 49 , 056 . 05  |                    |
| INTEREST                                | 67 , 469 . 57  |                    |
| TOTAL INCOME RECEIPTS                   |                | 116 , 525 . 62     |
| OTHER CASH RECEIPTS                     |                | 550 , 000 . 00     |
| PROCEEDS FROM THE DISPOSITION OF ASSETS |                | 4 , 495 , 002 . 22 |
| TOTAL RECEIPTS                          |                | 5 , 386 , 867 . 44 |

#### D I S B U R S E M E N T S

|                                |                    |                    |
|--------------------------------|--------------------|--------------------|
| PAYMENTS TO PARTICIPANTS       |                    |                    |
| PAYMENTS TO PARTICIPANTS       | 1 , 129 , 622 . 73 |                    |
| TOTAL PAYMENTS TO PARTICIPANTS |                    | 1 , 129 , 622 . 73 |
| OTHER CASH DISBURSEMENTS       |                    | 630 , 721 . 82     |
| COST OF ACQUISITION OF ASSETS  |                    | 3 , 626 , 522 . 89 |
| TOTAL DISBURSEMENTS            |                    | 5 , 386 , 867 . 44 |
| CASH BALANCE AS OF 05/31/2016  |                    | 0 . 00             |

## ACCOUNT STATEMENT

Statement Period  
Account Number

05/01/2016 through 05/31/2016  
M87163

### Summary Of Fund

|                                     |                |
|-------------------------------------|----------------|
| MARKET VALUE AS OF 05/01/2016       | 159,905,036.30 |
| EMPLOYER CONTRIBUTIONS              | 26,225.29      |
| EMPLOYEE CONTRIBUTIONS              | 199,114.31     |
| DIVIDENDS                           | 49,056.05      |
| INTEREST                            | 67,469.57      |
| LESS BEGINNING ACCRUED INCOME       | 221,364.31 -   |
| ACCRUED INCOME                      | 322,598.52     |
| OTHER RECEIPTS                      | 550,000.00     |
| REALIZED GAIN OR LOSS               | 67,194.75 -    |
| UNREALIZED GAIN OR LOSS             | 1,242,186.76   |
| PAYMENTS TO PARTICIPANTS            | 1,129,622.73 - |
| OTHER DISBURSEMENTS                 | 630,721.82 -   |
| NON-CASH DISTRIBUTIONS              | 31,294.74 -    |
| TOTAL MARKET VALUE AS OF 05/31/2016 | 160,281,488.45 |

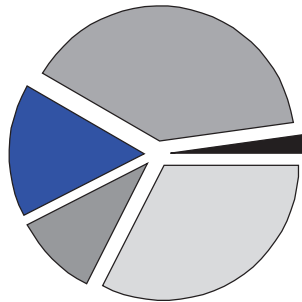
## ACCOUNT STATEMENT

Statement Period  
Account Number

05/01/2016 through 05/31/2016  
M87163

### Summary Of Investments

#### Investment Allocation



|        |                      |                       |
|--------|----------------------|-----------------------|
| 2.2%   | CASH AND EQUIVALENTS | 3,590,335.10          |
| 39.5%  | EQUITIES             | 63,308,083.67         |
| 15.8%  | FIXED                | 25,316,417.62         |
| 10.1%  | INTERNATIONAL        | 16,122,428.89         |
| 32.4%  | MISCELLANEOUS        | 51,944,223.17         |
| 100.0% | <b>Total</b>         | <b>160,281,488.45</b> |

### Investment Summary

|                                   | Cost                 | Market Value         | % of Acct    | Estim Ann Inc    | Income Yield |
|-----------------------------------|----------------------|----------------------|--------------|------------------|--------------|
| <b>CASH AND EQUIVALENTS</b>       |                      |                      |              |                  |              |
| CASH                              | 326,721.51           | 326,721.51           | 0.20         | 0                | 0.00         |
| SHORT TERM INVESTMENTS            | 3,263,613.59         | 3,263,613.59         | 2.04         | 6,201            | 0.19         |
| <b>TOTAL CASH AND EQUIVALENTS</b> | <b>3,590,335.10</b>  | <b>3,590,335.10</b>  | <b>2.24</b>  | <b>6,201</b>     | <b>0.17</b>  |
| <b>EQUITIES</b>                   |                      |                      |              |                  |              |
| COMMON STOCK                      | 44,946,606.49        | 55,843,099.85        | 34.84        | 1,100,542        | 1.97         |
| MUTUAL FUNDS - EQUITY             | 6,706,983.25         | 7,464,983.82         | 4.66         | 156,051          | 2.09         |
| <b>TOTAL EQUITIES</b>             | <b>51,653,589.74</b> | <b>63,308,083.67</b> | <b>39.50</b> | <b>1,256,593</b> | <b>1.98</b>  |
| <b>FIXED</b>                      |                      |                      |              |                  |              |
| U S GOVERNMENT OBLIGATIONS        | 1,123,263.70         | 1,131,290.50         | 0.71         | 19,831           | 1.75         |

## ACCOUNT STATEMENT

Statement Period  
Account Number

05/01/2016 through 05/31/2016  
M87163

### Summary Of Investments

#### Investment Summary

|                                     | Cost                  | Market Value          | % of Acct     | Estim Ann Inc    | Income Yield |
|-------------------------------------|-----------------------|-----------------------|---------------|------------------|--------------|
| MORTGAGE BACKED SECURITIES          | 6,685,672.92          | 6,776,216.68          | 4.23          | 240,506          | 3.55         |
| COLLATERALIZED MORTGAGE OBLIGATIONS | 819,069.16            | 854,205.34            | 0.53          | 21,065           | 2.47         |
| CORPORATE BONDS                     | 14,426,800.66         | 14,485,194.15         | 9.04          | 625,362          | 4.32         |
| MUTUAL FUNDS - FIXED INCOME         | 76,453.68             | 2,069,510.95          | 1.29          | 86,125           | 4.16         |
| <b>TOTAL FIXED</b>                  | <b>23,131,260.12</b>  | <b>25,316,417.62</b>  | <b>15.79</b>  | <b>992,890</b>   | <b>3.92</b>  |
| <b>INTERNATIONAL</b>                |                       |                       |               |                  |              |
| FOREIGN BONDS, NOTES & DEBENTURES   | 180,870.00            | 159,276.00            | 0.10          | 8,625            | 5.42         |
| FOREIGN STOCK                       | 1,298,706.62          | 1,618,286.95          | 1.01          | 39,636           | 2.45         |
| MUTUAL FUNDS - INTERNATIONAL        | 12,795,026.33         | 14,344,865.94         | 8.95          | 248,978          | 1.74         |
| <b>TOTAL INTERNATIONAL</b>          | <b>14,274,602.95</b>  | <b>16,122,428.89</b>  | <b>10.06</b>  | <b>297,239</b>   | <b>1.84</b>  |
| <b>MISCELLANEOUS</b>                |                       |                       |               |                  |              |
| MISCELLANEOUS ASSETS                | 10,000,000.00         | 17,583,967.27         | 10.97         | 0                | 0.00         |
| PARTNERSHIPS                        | 21,753,594.62         | 34,360,255.90         | 21.44         | 0                | 0.00         |
| <b>TOTAL MISCELLANEOUS</b>          | <b>31,753,594.62</b>  | <b>51,944,223.17</b>  | <b>32.41</b>  | <b>0</b>         | <b>0.00</b>  |
| <b>Total Fund</b>                   | <b>124,403,382.53</b> | <b>160,281,488.45</b> | <b>100.00</b> | <b>2,552,922</b> | <b>1.59</b>  |