

ACCOUNT STATEMENT

Statement Period
Account Number

04/01/2016 through 04/30/2016
M87163

Table Of Contents

Index Of Related Accounts	1
Schedule Of Adjustments	3
Balance Sheet	7
Summary Of Cash Receipts And Disbursements	10
Summary Of Fund	11
Investment Review	12
Summary Of Earnings	47
Schedule Of Contributions	49
Schedule Of Income	50
Schedule Of Other Additions	87
Schedule Of Payments To Participants	88
Schedule Of Other Disbursements And Reductions	89
Schedule Of Non-cash Transactions	90
Schedule Of Purchases	92
Schedule Of Realized Gains & Losses	101
Schedule Of Prior Period Trades Settled	119
Schedule Of Pending Trades End Of Period	121
Schedule Of Unrealized Gains & Losses	124
Related Accounts Market Value Summary	162
Schedule Of Brokerage Commissions	165
Schedule Of Purchases By Broker	166
Schedule Of Realized Gains & Losses By Broker	176
Asset Summary As Of 04/30/2016	198

ACCOUNT STATEMENT

Statement Period
Account Number

04/01/2016 through 04/30/2016
M87163

Index Of Related Accounts

THIS REPORT CONSOLIDATES THE ACTIVITY OF
THE FOLLOWING ACCOUNTS:

ACCOUNT	NAME
2850000701	AS CUSTODIAN FOR POMPANO BEACH GENERAL EMPLOYEES' RETIREMENT SYSTEM RECEIPTS & DISBURSEMENT ACCOUNT
2850000710	AS CUSTODIAN FOR POMPANO BEACH GENERAL EMPLOYEES' RETIREMENT SYSTEM - MUTUAL FUND ACCOUNT
2850000729	AS CUSTODIAN FOR POMPANO BEACH GENERAL EMPLOYEES' RETIREMENT SYSTEM RHUMBLINE ADVISORS
2850000738	AS CUSTODIAN FOR POMPANO BEACH GENERAL EMPLOYEES' RETIREMENT SYSTEM RICHMOND CAPITAL MGMT FIXED
2850000747	AS CUSTODIAN FOR POMPANO BEACH GENERAL EMPLOYEES' RETIREMENT SYSTEM STRALEM & COMPANY INC
2850000756	AS CUSTODIAN FOR POMPANO BEACH GENERAL EMPLOYEES' RETIREMENT SYSTEM VICTORY CAPITAL MGMT
2850000765	AS CUSTODIAN FOR POMPANO BEACH GENERAL EMPLOYEES' RETIREMENT SYSTEM AMERICAN REALTY ADVISOR
2850000774	AS CUSTODIAN FOR POMPANO BEACH GENERAL EMPLOYEES' RETIREMENT SYSTEM DEPRINCE, RACE & ZOLLO
2850000783	AS CUSTODIAN FOR POMPANO BEACH GENERAL EMPLOYEES' RETIREMENT SYSTEM ATLANTA CAPITAL MANAGEMENT

ACCOUNT STATEMENT

Statement Period
Account Number

04/01/2016 through 04/30/2016
M87163

Index Of Related Accounts

THIS REPORT CONSOLIDATES THE ACTIVITY OF
THE FOLLOWING ACCOUNTS:

ACCOUNT	NAME
2850000792	AS CUSTODIAN FOR POMPANO BEACH GENERAL EMPLOYEES' RETIREMENT SYSTEM JP MORGAN INVESTMENTS
2850000809	AS CUSTODIAN FOR POMPANO BEACH GENERAL EMPLOYEES' RETIREMENT SYSTEM PRINCIPAL GLOBAL INVESTORS

ACCOUNT STATEMENT

Statement Period
Account Number

04/01/2016 through 04/30/2016
M87163

Schedule Of Adjustments

DESCRIPTION	TRANSACTION DETAIL		
	CASH OR BROKER CASH	MKT / COST BASIS	MKT / COST GAIN / LOSS
REALIZED GAIN OR LOSS			
CUSIP# 13057Q107			
03/31/2016 (SETTLE 04/05/2016)	437.34	534.26 -	96.92 -
SOLD 420 SHS CALIFORNIA		534.10 -	96.76 -
RESOURCES CORP ON 03/31/2016 AT			
1.0513 THRU CAP INSTITUTIONAL			
SERVICES INC COMMISSIONS PAID			
4.20 EXPENSES PAID 0.01			
CUSIP# 13057Q107			
03/31/2016 (TO SETTLE 04/05/2016)	437.34 -	534.26	96.92
PENDING TRADE ADJUSTMENT # 3585 ON		534.26	96.92
SETTLEMENT DATE 04/05/2016			
TRANSACTION WAS:			
SOLD 420 SHS CALIFORNIA			
RESOURCES CORP ON 03/31/2016 AT			
1.0513 THRU CAP INSTITUTIONAL			
SERVICES INC COMMISSIONS PAID			
4.20 EXPENSES PAID 0.01			
TOTAL REALIZED GAIN OR LOSS		0.16	0.00
			0.16
UNREALIZED GAIN OR LOSS			
CUSIP# 69447T771			
03/31/2016 (SETTLE 04/06/2016)	6,622.87 -	6,622.87	
PURCHASED 677.878 SHS PACIFIC		6,622.87	
LIFE FLOATING RATE INCOME FUND			
ON 03/31/2016 AT 9.77 FOR			
REINVESTMENT			
TOTAL UNREALIZED GAIN OR LOSS	6,622.87 -	6,622.87	
		6,622.87	
GRAND TOTAL	6,622.87 -	6,622.87	0.00
TOTAL DUE TO BKR	6,622.87	6,623.03	0.16

NOTE: GAIN/LOSS TOTALS ARE THE SUM OF GAIN/LOSS AMOUNTS FROM INDIVIDUAL ADJUSTMENTS.

ACCOUNT STATEMENT

Statement Period
Account Number

04/01/2016 through 04/30/2016
M87163

Schedule Of Adjustments

TRANSACTION SUMMARY

ADJUSTMENTS FOR THE PERIOD 04/01/2016 THROUGH 04/30/2016

	MARKET VALUE ADJUSTMENTS	BASIS ADJUSTMENTS
ENDING VALUE AS OF 03/31/2016	159,322,490.42	125,778,122.25
REALIZED GAIN OR LOSS	0.00	0.16
ADJUSTED ENDING VALUE AS OF 03/31/2016	159,322,490.42	125,778,122.41

ACCOUNT STATEMENT

Statement Period
Account Number

04/01/2016 through 04/30/2016
M87163

Schedule Of Adjustments

ADJUSTED BALANCES AS OF 05/19/2016	ASSET SUMMARY			
	ENDING COST BASIS	ADJUSTED COST BASIS	ENDING MARKET VALUE	ADJUSTED MARKET VALUE
	A S S E T S			
CASH	980.00	980.00	980.00	980.00
DUE FROM BROKERS	80,154.92	80,154.92	80,154.92	80,154.92
ACCRUED INCOME	314,703.65	314,703.65	314,703.65	314,703.65
TOTAL CASH & RECEIVABLES	395,838.57	395,838.57	395,838.57	395,838.57
CASH AND EQUIVALENTS				
SHORT TERM INVESTMENTS	4,931,376.77	4,931,376.77	4,931,376.77	4,931,376.77
TOTAL CASH AND EQUIVALENTS	4,931,376.77	4,931,376.77	4,931,376.77	4,931,376.77
EQUITIES				
COMMON STOCK	44,719,320.74	44,719,320.90	53,702,312.28	53,702,312.28
MUTUAL FUNDS - EQUITY	6,718,919.87	6,718,919.87	7,355,782.71	7,355,782.71
TOTAL EQUITIES	51,438,240.61	51,438,240.77	61,058,094.99	61,058,094.99
FIXED				
U S TREASURY BILLS	449,827.80	449,827.80	449,973.00	449,973.00
U S GOVERNMENT OBLIGATIONS	912,607.39	912,607.39	931,116.00	931,116.00
MORTGAGE BACKED SECURITIES	6,874,672.11	6,874,672.11	6,971,555.95	6,971,555.95
COLLATERALIZED MORTGAGE OBLIGATI	819,069.16	819,069.16	855,363.71	855,363.71
CORPORATE BONDS	13,921,320.66	13,921,320.66	13,994,852.05	13,994,852.05
MUTUAL FUNDS - FIXED INCOME	63,141.11	69,763.98	2,029,084.04	2,035,706.91
TOTAL FIXED	23,040,638.23	23,047,261.10	25,231,944.75	25,238,567.62
INTERNATIONAL				
FOREIGN BONDS, NOTES & DEBENTURE	180,870.00	180,870.00	159,972.00	159,972.00
FOREIGN STOCK	1,261,425.95	1,261,425.95	1,564,226.75	1,564,226.75
MUTUAL FUNDS - INTERNATIONAL	12,795,026.33	12,795,026.33	14,426,952.92	14,426,952.92
TOTAL INTERNATIONAL	14,237,322.28	14,237,322.28	16,151,151.67	16,151,151.67
MISCELLANEOUS ASSETS				
MISCELLANEOUS ASSETS	10,000,000.00	10,000,000.00	17,347,482.23	17,347,482.23
TOTAL MISCELLANEOUS ASSETS	10,000,000.00	10,000,000.00	17,347,482.23	17,347,482.23
PARTNERSHIPS				
PARTNERSHIPS	21,784,920.44	21,784,920.44	34,256,816.09	34,256,816.09
TOTAL PARTNERSHIPS	21,784,920.44	21,784,920.44	34,256,816.09	34,256,816.09
TOTAL HOLDINGS	125,432,498.33	125,439,121.36	158,976,866.50	158,983,489.37
TOTAL ASSETS	125,828,336.90	125,834,959.93	159,372,705.07	159,379,327.94

ACCOUNT STATEMENT

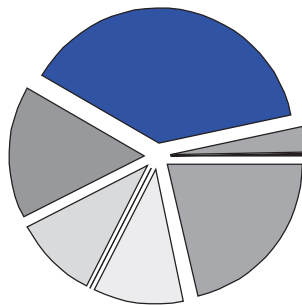
Statement Period
Account Number

04/01/2016 through 04/30/2016
M87163

Schedule Of Adjustments

ADJUSTED BALANCES AS OF 05/19/2016	ASSET SUMMARY			
	ENDING COST BASIS	ADJUSTED COST BASIS	ENDING MARKET VALUE	ADJUSTED MARKET VALUE
	L I A B I L I T I E S			
DUE TO BROKERS	50,214.65	56,837.52	50,214.65	56,837.52
TOTAL LIABILITIES	50,214.65	56,837.52	50,214.65	56,837.52
TOTAL NET ASSET VALUE	125,778,122.25	125,778,122.41	159,322,490.42	159,322,490.42
TOTAL LIABILITIES AND EQUITY	125,828,336.90	125,834,959.93	159,372,705.07	159,379,327.94

Adjusted Asset Allocation



0.2%	CASH & RECEIVABLES	395,838.57
3.1%	CASH AND EQUIVALENTS	4,931,376.77
38.3%	EQUITIES	61,058,094.99
15.9%	FIXED	25,238,567.62
10.1%	INTERNATIONAL	16,151,151.67
0.0%	LIABILITIES	56,837.52-
10.9%	MISCELLANEOUS ASSETS	17,347,482.23
21.5%	PARTNERSHIPS	34,256,816.09
100.0%	Total	159,322,490.42

ACCOUNT STATEMENT

Statement Period
Account Number

04/01/2016 through 04/30/2016
M87163

Balance Sheet

	AS OF 04/01/2016		AS OF 04/30/2016	
	COST VALUE	MARKET VALUE	COST VALUE	MARKET VALUE
A S S E T S				
CASH	980.00	980.00	0.00	0.00
DUE FROM BROKERS	80,154.92	80,154.92	58,266.91	58,266.91
ACCRUED INCOME	314,703.65	314,703.65	221,364.31	221,364.31
TOTAL CASH & RECEIVABLES	395,838.57	395,838.57	279,631.22	279,631.22
CASH AND EQUIVALENTS				
SHORT TERM INVESTMENTS	4,931,376.77	4,931,376.77	4,779,278.76	4,779,278.76
TOTAL CASH AND EQUIVALENTS	4,931,376.77	4,931,376.77	4,779,278.76	4,779,278.76
EQUITIES				
COMMON STOCK	44,719,320.90	53,702,312.28	44,660,697.70	54,764,886.79
MUTUAL FUNDS - EQUITY	6,718,919.87	7,355,782.71	6,906,964.38	7,634,091.57
TOTAL EQUITIES	51,438,240.77	61,058,094.99	51,567,662.08	62,398,978.36
FIXED				
U S TREASURY BILLS	449,827.80	449,973.00	0.00	0.00
U S GOVERNMENT OBLIGATIONS	912,607.39	931,116.00	1,054,161.08	1,072,397.40
MORTGAGE BACKED SECURITIES	6,874,672.11	6,971,555.95	6,779,526.90	6,878,172.31
COLLATERALIZED MORTGAGE OBLIGATI	819,069.16	855,363.71	819,069.16	856,505.53
CORPORATE BONDS	13,921,320.66	13,994,852.05	13,921,320.66	14,044,281.80
MUTUAL FUNDS - FIXED INCOME	69,763.98	2,035,706.91	69,763.98	2,054,459.58
TOTAL FIXED	23,047,261.10	25,238,567.62	22,643,841.78	24,905,816.62
INTERNATIONAL				
FOREIGN BONDS, NOTES & DEBENTURE	180,870.00	159,972.00	180,870.00	159,939.00
FOREIGN STOCK	1,261,425.95	1,564,226.75	1,275,805.02	1,570,432.35
MUTUAL FUNDS - INTERNATIONAL	12,795,026.33	14,426,952.92	12,795,026.33	14,614,930.78
TOTAL INTERNATIONAL	14,237,322.28	16,151,151.67	14,251,701.35	16,345,302.13
MISCELLANEOUS ASSETS				
MISCELLANEOUS ASSETS	10,000,000.00	17,347,482.23	10,000,000.00	17,441,207.86
TOTAL MISCELLANEOUS ASSETS	10,000,000.00	17,347,482.23	10,000,000.00	17,441,207.86
PARTNERSHIPS				
PARTNERSHIPS	21,784,920.44	34,256,816.09	21,784,920.44	33,972,496.02
TOTAL PARTNERSHIPS	21,784,920.44	34,256,816.09	21,784,920.44	33,972,496.02
TOTAL HOLDINGS	125,439,121.36	158,983,489.37	125,027,404.41	159,843,079.75
TOTAL ASSETS	125,834,959.93	159,379,327.94	125,307,035.63	160,122,710.97

ACCOUNT STATEMENT

Statement Period
Account Number

04/01/2016 through 04/30/2016
M87163

Balance Sheet

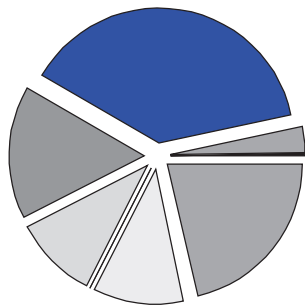
	AS OF 04/01/2016		AS OF 04/30/2016	
	COST VALUE	MARKET VALUE	COST VALUE	MARKET VALUE
	L I A B I L I T I E S			
DUE TO BROKERS	56,837.52	56,837.52	218,122.54	218,122.54
TOTAL LIABILITIES	56,837.52	56,837.52	218,122.54	218,122.54
TOTAL NET ASSET VALUE	125,778,122.41	159,322,490.42	125,088,913.09	159,904,588.43
TOTAL LIABILITIES AND EQUITY	125,834,959.93	159,379,327.94	125,307,035.63	160,122,710.97

ACCOUNT STATEMENT

Statement Period
Account Number

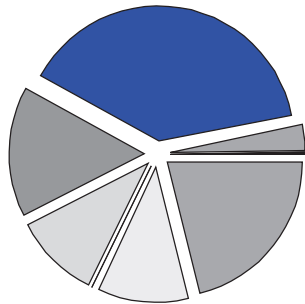
04/01/2016 through 04/30/2016
M87163

Beginning Market Allocation



0.2%	CASH & RECEIVABLES	395,838.57
3.1%	CASH AND EQUIVALENTS	4,931,376.77
38.3%	EQUITIES	61,058,094.99
15.9%	FIXED	25,238,567.62
10.1%	INTERNATIONAL	16,151,151.67
0.0%	LIABILITIES	56,837.52-
10.9%	MISCELLANEOUS ASSETS	17,347,482.23
21.5%	PARTNERSHIPS	34,256,816.09
100.0%	Total	159,322,490.42

Ending Market Allocation



0.2%	CASH & RECEIVABLES	279,631.22
3.0%	CASH AND EQUIVALENTS	4,779,278.76
39.0%	EQUITIES	62,398,978.36
15.6%	FIXED	24,905,816.62
10.2%	INTERNATIONAL	16,345,302.13
0.1-%	LIABILITIES	218,122.54-
10.9%	MISCELLANEOUS ASSETS	17,441,207.86
21.2%	PARTNERSHIPS	33,972,496.02
100.0%	Total	159,904,588.43

ACCOUNT STATEMENT

Statement Period
Account Number

04/01/2016 through 04/30/2016
M87163

Summary Of Cash Receipts And Disbursements

R E C E I P T S

CASH BALANCE AS OF 04/01/2016		980.00
CONTRIBUTIONS		
EMPLOYER CONTRIBUTIONS	27,217.19	
EMPLOYEE CONTRIBUTIONS	200,311.91	
TOTAL CONTRIBUTIONS		227,529.10
INCOME RECEIVED		
DIVIDENDS	96,720.78	
INTEREST	82,901.03	
TOTAL INCOME RECEIPTS		179,621.81
OTHER CASH RECEIPTS		2,486.00
PROCEEDS FROM THE DISPOSITION OF ASSETS		2,990,559.21
TOTAL RECEIPTS		3,400,196.12

D I S B U R S E M E N T S

PAYMENTS TO PARTICIPANTS		
PAYMENTS TO PARTICIPANTS	851,731.31	
TOTAL PAYMENTS TO PARTICIPANTS		851,731.31
OTHER CASH DISBURSEMENTS		139,123.07
COST OF ACQUISITION OF ASSETS		2,410,321.74
TOTAL DISBURSEMENTS		3,401,176.12
CASH BALANCE AS OF 04/30/2016		0.00

ACCOUNT STATEMENT

Statement Period
Account Number

04/01/2016 through 04/30/2016
M87163

Summary Of Fund

MARKET VALUE AS OF 04/01/2016	159,322,490.42
EMPLOYER CONTRIBUTIONS	27,217.19
EMPLOYEE CONTRIBUTIONS	200,311.91
DIVIDENDS	96,720.78
INTEREST	82,901.03
LESS BEGINNING ACCRUED INCOME	314,703.65-
ACCRUED INCOME	221,364.31
OTHER RECEIPTS	2,486.00
REALIZED GAIN OR LOSS	16,878.25-
UNREALIZED GAIN OR LOSS	1,378,954.49
PAYMENTS TO PARTICIPANTS	851,731.31-
OTHER DISBURSEMENTS	139,123.07-
NON-CASH DISTRIBUTIONS	105,421.42-
TOTAL MARKET VALUE AS OF 04/30/2016	159,904,588.43

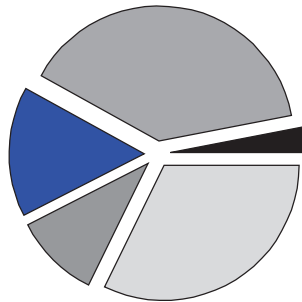
ACCOUNT STATEMENT

Statement Period
Account Number

04/01/2016 through 04/30/2016
M87163

Summary Of Investments

Investment Allocation



3.0%	CASH AND EQUIVALENTS	4,840,787.44
39.0%	EQUITIES	62,398,978.36
15.6%	FIXED	24,905,816.62
10.2%	INTERNATIONAL	16,345,302.13
32.2%	MISCELLANEOUS	51,413,703.88
100.0%	Total	159,904,588.43

Investment Summary

	Cost	Market Value	% of Acct	Estim Ann Inc	Income Yield
CASH AND EQUIVALENTS					
CASH	61,508.68	61,508.68	0.04	0	0.00
SHORT TERM INVESTMENTS	4,779,278.76	4,779,278.76	2.99	8,125	0.17
TOTAL CASH AND EQUIVALENTS	4,840,787.44	4,840,787.44	3.03	8,125	0.17
EQUITIES					
COMMON STOCK	44,660,697.70	54,764,886.79	34.25	1,090,317	1.99
MUTUAL FUNDS - EQUITY	6,906,964.38	7,634,091.57	4.77	158,259	2.07
TOTAL EQUITIES	51,567,662.08	62,398,978.36	39.02	1,248,576	2.00
FIXED					
U S GOVERNMENT OBLIGATIONS	1,054,161.08	1,072,397.40	0.67	19,063	1.78

ACCOUNT STATEMENT

Statement Period
Account Number

04/01/2016 through 04/30/2016
M87163

Summary Of Investments

Investment Summary

	Cost	Market Value	% of Acct	Estim Ann Inc	Income Yield
MORTGAGE BACKED SECURITIES	6,779,526.90	6,878,172.31	4.30	244,088	3.55
COLLATERALIZED MORTGAGE OBLIGATIONS	819,069.16	856,505.53	0.54	21,065	2.46
CORPORATE BONDS	13,921,320.66	14,044,281.80	8.78	612,237	4.36
MUTUAL FUNDS - FIXED INCOME	69,763.98	2,054,459.58	1.28	87,512	4.26
TOTAL FIXED	22,643,841.78	24,905,816.62	15.58	983,965	3.95
INTERNATIONAL					
FOREIGN BONDS, NOTES & DEBENTURES	180,870.00	159,939.00	0.10	8,625	5.39
FOREIGN STOCK	1,275,805.02	1,570,432.35	0.98	38,459	2.45
MUTUAL FUNDS - INTERNATIONAL	12,795,026.33	14,614,930.78	9.14	248,978	1.70
TOTAL INTERNATIONAL	14,251,701.35	16,345,302.13	10.22	296,062	1.81
MISCELLANEOUS					
MISCELLANEOUS ASSETS	10,000,000.00	17,441,207.86	10.91	0	0.00
PARTNERSHIPS	21,784,920.44	33,972,496.02	21.25	0	0.00
TOTAL MISCELLANEOUS	31,784,920.44	51,413,703.88	32.15	0	0.00
Total Fund	125,088,913.09	159,904,588.43	100.00	2,536,727	1.59