

ACCOUNT STATEMENT

Statement Period
Account Number

12/01/2016 through 12/31/2016
M87163

Table Of Contents

Index Of Related Accounts	1
Balance Sheet	3
Summary Of Cash Receipts And Disbursements	6
Summary Of Fund	7
Investment Review	8
Summary Of Earnings	4 2
Schedule Of Contributions	4 4
Schedule Of Income	4 5
Schedule Of Other Additions	9 3
Schedule Of Payments To Participants	9 4
Schedule Of Other Disbursements And Reductions	9 5
Schedule Of Non-cash Transactions	9 6
Schedule Of Purchases	9 7
Schedule Of Realized Gains & Losses	1 0 8
Schedule Of Prior Period Trades Settled	1 2 6
Schedule Of Pending Trades End Of Period	1 2 8
Schedule Of Unrealized Gains & Losses	1 3 1
Related Accounts Market Value Summary	1 6 8
Schedule Of Brokerage Commissions	1 7 1
Schedule Of Purchases By Broker	1 7 2
Schedule Of Realized Gains & Losses By Broker	1 8 6
Asset Summary As Of 12/31/2016	2 0 8

ACCOUNT STATEMENT

Statement Period
Account Number

12/01/2016 through 12/31/2016
M87163

Index Of Related Accounts

THIS REPORT CONSOLIDATES THE ACTIVITY OF
THE FOLLOWING ACCOUNTS:

ACCOUNT	NAME
2850000701	AS CUSTODIAN FOR POMPANO BEACH GENERAL EMPLOYEES' RETIREMENT SYSTEM RECEIPTS & DISBURSEMENT ACCOUNT
2850000710	AS CUSTODIAN FOR POMPANO BEACH GENERAL EMPLOYEES' RETIREMENT SYSTEM - MUTUAL FUND ACCOUNT
2850000729	AS CUSTODIAN FOR POMPANO BEACH GENERAL EMPLOYEES' RETIREMENT SYSTEM RHUMBLINE ADVISORS
2850000738	AS CUSTODIAN FOR POMPANO BEACH GENERAL EMPLOYEES' RETIREMENT SYSTEM RICHMOND CAPITAL MGMT FIXED
2850000747	AS CUSTODIAN FOR POMPANO BEACH GENERAL EMPLOYEES' RETIREMENT SYSTEM STRALEM & COMPANY INC
2850000756	AS CUSTODIAN FOR POMPANO BEACH GENERAL EMPLOYEES' RETIREMENT SYSTEM VICTORY CAPITAL MGMT
2850000765	AS CUSTODIAN FOR POMPANO BEACH GENERAL EMPLOYEES' RETIREMENT SYSTEM AMERICAN REALTY ADVISOR
2850000774	AS CUSTODIAN FOR POMPANO BEACH GENERAL EMPLOYEES' RETIREMENT SYSTEM DEPRINCE, RACE & ZOLLO
2850000783	AS CUSTODIAN FOR POMPANO BEACH GENERAL EMPLOYEES' RETIREMENT SYSTEM ATLANTA CAPITAL MANAGEMENT

ACCOUNT STATEMENT

Statement Period
Account Number

12/01/2016 through 12/31/2016
M87163

Index Of Related Accounts

THIS REPORT CONSOLIDATES THE ACTIVITY OF
THE FOLLOWING ACCOUNTS:

ACCOUNT	NAME
2850000792	AS CUSTODIAN FOR POMPANO BEACH GENERAL EMPLOYEES' RETIREMENT SYSTEM JP MORGAN INVESTMENTS
2850000809	AS CUSTODIAN FOR POMPANO BEACH GENERAL EMPLOYEES' RETIREMENT SYSTEM PRINCIPAL GLOBAL INVESTORS

ACCOUNT STATEMENT

Statement Period
Account Number

12/01/2016 through 12/31/2016
M87163

Balance Sheet

	AS OF 12/01/2016		AS OF 12/31/2016	
	COST VALUE	MARKET VALUE	COST VALUE	MARKET VALUE
A S S E T S				
CASH	0.00	0.00	0.00	0.00
DUE FROM BROKERS	102,541.83	102,541.83	129,094.36	129,094.36
ACCRUED INCOME	319,449.83	319,449.83	274,805.44	274,805.44
TOTAL CASH & RECEIVABLES	421,991.66	421,991.66	403,899.80	403,899.80
CASH AND EQUIVALENTS				
SHORT TERM INVESTMENTS	3,544,538.14	3,544,538.14	9,514,914.49	9,514,914.49
TOTAL CASH AND EQUIVALENTS	3,544,538.14	3,544,538.14	9,514,914.49	9,514,914.49
EQUITIES				
COMMON STOCK	45,808,639.43	57,761,409.00	45,976,231.77	58,570,930.24
MUTUAL FUNDS - EQUITY	5,604,795.48	6,231,406.25	5,866,523.10	6,419,228.83
TOTAL EQUITIES	51,413,434.91	63,992,815.25	51,842,754.87	64,990,159.07
FIXED				
U S GOVERNMENT OBLIGATIONS	3,681,739.61	3,593,723.70	4,171,847.78	4,084,081.50
MORTGAGE BACKED SECURITIES	6,441,685.26	6,417,449.68	6,315,208.08	6,279,287.83
COLLATERALIZED MORTGAGE OBLIGATI	819,069.16	844,179.42	819,069.16	839,939.05
CORPORATE BONDS	12,415,934.11	12,273,450.05	11,797,420.61	11,690,121.45
TOTAL FIXED	23,358,428.14	23,128,802.85	23,103,545.63	22,893,429.83
INTERNATIONAL				
FOREIGN BONDS, NOTES & DEBENTURE	180,870.00	155,778.00	180,870.00	155,085.00
FOREIGN STOCK	1,726,666.97	1,884,136.69	1,765,430.92	1,900,852.37
MUTUAL FUNDS - INTERNATIONAL	11,208,083.47	12,571,163.28	11,290,232.61	12,953,795.35
TOTAL INTERNATIONAL	13,115,620.44	14,611,077.97	13,236,533.53	15,009,732.72
MISCELLANEOUS ASSETS				
MISCELLANEOUS ASSETS	10,000,000.00	18,420,390.15	10,000,000.00	18,558,819.12
TOTAL MISCELLANEOUS ASSETS	10,000,000.00	18,420,390.15	10,000,000.00	18,558,819.12
PARTNERSHIPS				
PARTNERSHIPS	23,110,449.02	35,987,111.66	23,410,449.02	36,384,915.96
TOTAL PARTNERSHIPS	23,110,449.02	35,987,111.66	23,410,449.02	36,384,915.96
TOTAL HOLDINGS	124,542,470.65	159,684,736.02	131,108,197.54	167,351,971.19
TOTAL ASSETS	124,964,462.31	160,106,727.68	131,512,097.34	167,755,870.99

ACCOUNT STATEMENT

Statement Period
Account Number

12/01/2016 through 12/31/2016
M87163

Balance Sheet

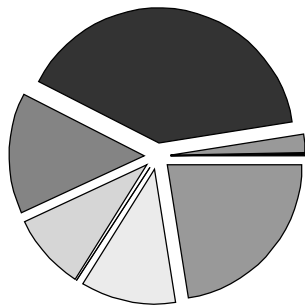
	AS OF 12/01/2016		AS OF 12/31/2016	
	COST VALUE	MARKET VALUE	COST VALUE	MARKET VALUE
	L I A B I L I T I E S			
DUE TO BROKERS	130,078.15	130,078.15	143,125.24	143,125.24
TOTAL LIABILITIES	130,078.15	130,078.15	143,125.24	143,125.24
TOTAL NET ASSET VALUE	124,834,384.16	159,976,649.53	131,368,972.10	167,612,745.75
TOTAL LIABILITIES AND EQUITY	124,964,462.31	160,106,727.68	131,512,097.34	167,755,870.99

ACCOUNT STATEMENT

Statement Period
Account Number

12/01/2016 through 12/31/2016
M87163

Beginning Market Allocation

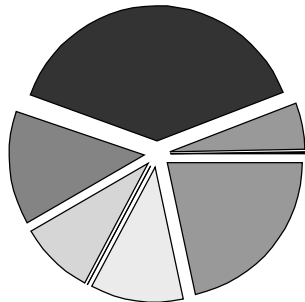


0.3%
2.2%
40.0%
14.5%
9.1%
0.1%
11.5%
22.5%
100.0%

CASH & RECEIVABLES
CASH AND EQUIVALENTS
EQUITIES
FIXED
INTERNATIONAL
LIABILITIES
MISCELLANEOUS ASSETS
PARTNERSHIPS

421,991.66
3,544,538.14
63,992,815.25
23,128,802.85
14,611,077.97
130,078.15-
18,420,390.15
35,987,111.66
Total 159,976,649.53

Ending Market Allocation



0.2%
5.7%
38.8%
13.7%
8.9%
0.1%
11.1%
21.7%
100.0%

CASH & RECEIVABLES
CASH AND EQUIVALENTS
EQUITIES
FIXED
INTERNATIONAL
LIABILITIES
MISCELLANEOUS ASSETS
PARTNERSHIPS

403,899.80
9,514,914.49
64,990,159.07
22,893,429.83
15,009,732.72
143,125.24-
18,558,819.12
36,384,915.96
Total 167,612,745.75

ACCOUNT STATEMENT

Statement Period
Account Number

12/01/2016 through 12/31/2016
M87163

Summary Of Cash Receipts And Disbursements

R E C E I P T S

CASH BALANCE AS OF 12/01/2016		0 . 00
CONTRIBUTIONS		
EMPLOYER CONTRIBUTIONS	6 , 499 , 873 . 04	
EMPLOYEE CONTRIBUTIONS	302 , 162 . 24	
TOTAL CONTRIBUTIONS		6 , 802 , 035 . 28
INCOME RECEIVED		
DIVIDENDS	538 , 536 . 35	
INTEREST	68 , 643 . 29	
TOTAL INCOME RECEIPTS		607 , 179 . 64
OTHER CASH RECEIPTS		800 , 000 . 00
PROCEEDS FROM THE DISPOSITION OF ASSETS		4 , 474 , 776 . 52
TOTAL RECEIPTS		12 , 683 , 991 . 44

D I S B U R S E M E N T S

PAYMENTS TO PARTICIPANTS		
PAYMENTS TO PARTICIPANTS	876 , 067 . 31	
TOTAL PAYMENTS TO PARTICIPANTS		876 , 067 . 31
OTHER CASH DISBURSEMENTS		839 , 513 . 94
COST OF ACQUISITION OF ASSETS		10 , 968 , 410 . 19
TOTAL DISBURSEMENTS		12 , 683 , 991 . 44
CASH BALANCE AS OF 12/31/2016		0 . 00

ACCOUNT STATEMENT

Statement Period
Account Number

12/01/2016 through 12/31/2016
M87163

Summary Of Fund

MARKET VALUE AS OF 12/01/2016	159,976,649.53
EMPLOYER CONTRIBUTIONS	6,499,873.04
EMPLOYEE CONTRIBUTIONS	302,162.24
DIVIDENDS	538,536.35
INTEREST	68,643.29
LESS BEGINNING ACCRUED INCOME	319,449.83-
ACCRUED INCOME	274,805.44
OTHER RECEIPTS	800,000.00
REALIZED GAIN OR LOSS	42,714.17
UNREALIZED GAIN OR LOSS	1,144,392.77
PAYMENTS TO PARTICIPANTS	876,067.31-
OTHER DISBURSEMENTS	839,513.94-
TOTAL MARKET VALUE AS OF 12/31/2016	167,612,745.75

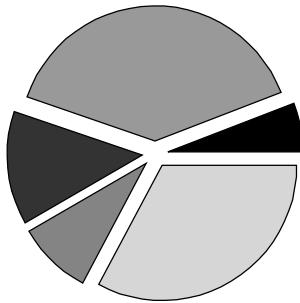
ACCOUNT STATEMENT

Statement Period
Account Number

12/01/2016 through 12/31/2016
M87163

Summary Of Investments

Investment Allocation



5.8%	CASH AND EQUIVALENTS	9,775,689.05
38.8%	EQUITIES	64,990,159.07
13.7%	FIXED	22,893,429.83
8.9%	INTERNATIONAL	15,009,732.72
32.8%	MISCELLANEOUS	54,943,735.08
100.0%	Total	167,612,745.75

Investment Summary

	Cost	Market Value	% of Acct	Estim Ann Inc	Income Yield
CASH AND EQUIVALENTS					
CASH	260,774.56	260,774.56	0.16	0	0.00
SHORT TERM INVESTMENTS	9,514,914.49	9,514,914.49	5.68	35,205	0.37
TOTAL CASH AND EQUIVALENTS	9,775,689.05	9,775,689.05	5.83	35,205	0.36
EQUITIES					
COMMON STOCK	45,976,231.77	58,570,930.24	34.94	1,091,110	1.86
MUTUAL FUNDS - EQUITY	5,866,523.10	6,419,228.83	3.83	104,149	1.62
TOTAL EQUITIES	51,842,754.87	64,990,159.07	38.77	1,195,258	1.84
FIXED					
U S GOVERNMENT OBLIGATIONS	4,171,847.78	4,084,081.50	2.44	86,681	2.12

ACCOUNT STATEMENT

Statement Period
Account Number

12/01/2016 through 12/31/2016
M87163

Summary Of Investments

Investment Summary

	Cost	Market Value	% of Acct	Estim Ann Inc	Income Yield
MORTGAGE BACKED SECURITIES	6,315,208.08	6,279,287.83	3.75	225,086	3.58
COLLATERALIZED MORTGAGE OBLIGATIONS	819,069.16	839,939.05	0.50	21,065	2.51
CORPORATE BONDS	11,797,420.61	11,690,121.45	6.97	528,419	4.52
TOTAL FIXED	23,103,545.63	22,893,429.83	13.66	861,252	3.76
INTERNATIONAL					
FOREIGN BONDS, NOTES & DEBENTURES	180,870.00	155,085.00	0.09	8,625	5.56
FOREIGN STOCK	1,765,430.92	1,900,852.37	1.13	55,779	2.93
MUTUAL FUNDS - INTERNATIONAL	11,290,232.61	12,953,795.35	7.73	183,081	1.41
TOTAL INTERNATIONAL	13,236,533.53	15,009,732.72	8.96	247,485	1.65
MISCELLANEOUS					
MISCELLANEOUS ASSETS	10,000,000.00	18,558,819.12	11.07	0	0.00
PARTNERSHIPS	23,410,449.02	36,384,915.96	21.71	0	0.00
TOTAL MISCELLANEOUS	33,410,449.02	54,943,735.08	32.78	0	0.00
Total Fund	131,368,972.10	167,612,745.75	100.00	2,339,201	1.40