

## ACCOUNT STATEMENT

Statement Period  
Account Number

12/01/2015 through 12/31/2015  
M87163

### Index Of Related Accounts

THIS REPORT CONSOLIDATES THE ACTIVITY OF  
THE FOLLOWING ACCOUNTS:

ACCOUNT	NAME
2850000701	AS CUSTODIAN FOR POMPANO BEACH GENERAL EMPLOYEES' RETIREMENT SYSTEM RECEIPTS & DISBURSEMENT ACCOUNT
2850000710	AS CUSTODIAN FOR POMPANO BEACH GENERAL EMPLOYEES' RETIREMENT SYSTEM - MUTUAL FUND ACCOUNT
2850000729	AS CUSTODIAN FOR POMPANO BEACH GENERAL EMPLOYEES' RETIREMENT SYSTEM RHUMBLINE ADVISORS
2850000738	AS CUSTODIAN FOR POMPANO BEACH GENERAL EMPLOYEES' RETIREMENT SYSTEM RICHMOND CAPITAL MGMT FIXED
2850000747	AS CUSTODIAN FOR POMPANO BEACH GENERAL EMPLOYEES' RETIREMENT SYSTEM STRALEM & COMPANY INC
2850000756	AS CUSTODIAN FOR POMPANO BEACH GENERAL EMPLOYEES' RETIREMENT SYSTEM VICTORY CAPITAL MGMT
2850000765	AS CUSTODIAN FOR POMPANO BEACH GENERAL EMPLOYEES' RETIREMENT SYSTEM AMERICAN REALTY ADVISOR
2850000774	AS CUSTODIAN FOR POMPANO BEACH GENERAL EMPLOYEES' RETIREMENT SYSTEM DEPRINCE, RACE & ZOLLO
2850000783	AS CUSTODIAN FOR POMPANO BEACH GENERAL EMPLOYEES' RETIREMENT SYSTEM ATLANTA CAPITAL MANAGEMENT

REGIONS BANK  
AS CUSTODIAN FOR POMPANO BEACH  
GENERAL EMPLOYEES' RETIREMENT  
CONSOLIDATED ACCOUNT

# ACCOUNT STATEMENT

Statement Period 12/01/2015 through 12/31/2015  
Account Number M87163

## Index Of Related Accounts

THIS REPORT CONSOLIDATES THE ACTIVITY OF  
THE FOLLOWING ACCOUNTS:

ACCOUNT	NAME
2850000792	AS CUSTODIAN FOR POMPANO BEACH GENERAL EMPLOYEES' RETIREMENT SYSTEM JP MORGAN INVESTMENTS
2850000809	AS CUSTODIAN FOR POMPANO BEACH GENERAL EMPLOYEES' RETIREMENT SYSTEM PRINCIPAL GLOBAL INVESTORS

# ACCOUNT STATEMENT

Statement Period  
Account Number

12/01/2015 through 12/31/2015  
M87163

## Schedule Of Adjustments

### TRANSACTION DETAIL

DESCRIPTION	CASH OR BROKER CASH	MKT / COST BASIS	MKT / COST GAIN / LOSS
INTEREST			
CUSIP# 52108MDH3 10/19/2015 REVERSAL TO TRANSACTION # 3 OF 10/19/2015 TRANSACTION WAS: INTEREST ON 191,149.83 UNITS LB-UBS COMMERCIAL MORTGAGE TRUST SERIES: 2006-C1 CLASS: A4 5.156% 02/15/2031 PAYABLE 10/17/2015 ORIGINAL FACE VALUE 510,000.00 LB-UBS CMBS 2006-C1	821.31-		
CUSIP# 52108MDH3 11/18/2015 REVERSAL TO TRANSACTION # 4 OF 11/18/2015 TRANSACTION WAS: INTEREST ON 141,556.35 UNITS LB-UBS COMMERCIAL MORTGAGE TRUST SERIES: 2006-C1 CLASS: A4 5.156% 02/15/2031 PAYABLE 11/18/2015 ORIGINAL FACE VALUE 510,000.00	608.22-		
TOTAL INTEREST	1,429.53-		
REALIZED GAIN OR LOSS			
CUSIP# 52108MDH3 10/19/2015 REVERSAL TO TRANSACTION # 4 OF 10/19/2015 TRANSACTION WAS: PAYMENT ON 191,149.83 UNITS LB-UBS COMMERCIAL MORTGAGE TRUST SERIES: 2006-C1 CLASS: A4 5.156% 02/15/2031 ORIGINAL FACE VALUE 510,000.00 LB-UBS CMBS 2006-C1	49,593.48-	49,591.01 53,416.57	2.47- 3,823.09

# ACCOUNT STATEMENT

Statement Period  
Account Number

12/01/2015 through 12/31/2015  
M87163

## Schedule Of Adjustments

### TRANSACTION DETAIL

DESCRIPTION	CASH OR BROKER CASH	MKT / COST BASIS	MKT / COST GAIN / LOSS
CUSIP# 52108MDH3 11/18/2015 REVERSAL TO TRANSACTION # 5 OF 11/18/2015 TRANSACTION WAS: PAYMENT ON 141,556.35 UNITS LB-UBS COMMERCIAL MORTGAGE TRUST SERIES: 2006-C1 CLASS: A4 5.156% 02/15/2031 ORIGINAL FACE VALUE 510,000.00	63,112.28-	63,109.13 67,977.52	3.15- 4,865.24
CUSIP# G84720104 11/27/2015 (SETTLE 12/02/2015) SOLD 89 SHS STERIS PLC ISIN: GB00BVVBC028 SEDOL: BVVBC02 ON 11/27/2015 AT 76.325 THRU LIQUIDNET INC COMMISSIONS PAID 1.78 EXPENSES PAID 0.13	6,791.02	6,797.82- 6,298.04-	6.80- 492.98
CUSIP# G84720104 11/27/2015 (SETTLE 12/02/2015) SOLD 36 SHS STERIS PLC ISIN: GB00BVVBC028 SEDOL: BVVBC02 ON 11/27/2015 AT 76.4094 THRU ROBERT BAIRD COMMISSIONS PAID 0.72 EXPENSES PAID 0.06	2,749.96	2,749.68- 2,547.52-	0.28 202.44
CUSIP# G84720104 11/30/2015 (SETTLE 12/03/2015) SOLD 156 SHS STERIS PLC ISIN: GB00BVVBC028 SEDOL: BVVBC02 ON 11/30/2015 AT 76.1951 THRU ROBERT BAIRD COMMISSIONS PAID 3.12 EXPENSES PAID 0.22	11,883.10	11,915.28- 11,039.26-	32.18- 843.84
TOTAL REALIZED GAIN OR LOSS	91,281.68-	91,237.36 101,509.27	44.32- 10,227.59
UNREALIZED GAIN OR LOSS			
CUSIP# 02005N100 11/25/2015 (SETTLE 12/02/2015) PURCHASED 300 SHS ALLY FINANCIAL INC ON 11/25/2015 AT 20.0308 THRU GOLDMAN SACHS and CO COMMISSIONS PAID 12.00	6,021.24-	5,988.00 6,021.24	33.24-

## ACCOUNT STATEMENT

Statement Period  
Account Number

12/01/2015 through 12/31/2015  
M87163

### Schedule Of Adjustments

#### TRANSACTION DETAIL

DESCRIPTION	CASH OR BROKER CASH	MKT / COST BASIS	MKT / COST GAIN / LOSS
CUSIP# 02005N100 11/27/2015 (SETTLE 12/09/2015) PURCHASED 100 SHS ALLY FINANCIAL INC ON 11/27/2015 AT 19.7513 THRU GOLDMAN SACHS and CO COMMISSIONS PAID 4.00	1,979.13 -	1,996.00 1,979.13	16.87
CUSIP# 69447T771 11/30/2015 (SETTLE 12/03/2015) PURCHASED 590.274 SHS PACIFIC LIFE FLOATING RATE INCOME FUND ON 11/30/2015 AT 9.78 FOR REINVESTMENT	5,772.88 -	5,772.88 5,772.88	
TOTAL UNREALIZED GAIN OR LOSS	13,773.25 -	13,756.88 13,773.25	16.37 - 0.00
GRAND TOTAL	106,484.46 -	104,994.24 115,282.52	60.69 - 10,227.59
TOTAL CASH	114,135.29 -		
TOTAL DUE TO BKR	13,773.25		
TOTAL DUE FROM BKR	21,424.08		

NOTE: GAIN/LOSS TOTALS ARE THE SUM OF GAIN/LOSS AMOUNTS FROM INDIVIDUAL ADJUSTMENTS.

## ACCOUNT STATEMENT

Statement Period  
Account Number

12/01/2015 through 12/31/2015  
M87163

### Schedule Of Adjustments

#### TRANSACTION SUMMARY

ADJUSTMENTS FOR THE PERIOD 12/01/2015 THROUGH 12/31/2015

	MARKET VALUE ADJUSTMENTS	BASIS ADJUSTMENTS
ENDING VALUE AS OF 11/30/2015	156,505,526.37	120,729,725.40
INTEREST	1,429.53 -	1,429.53 -
REALIZED GAIN OR LOSS	44.32 -	10,227.59
UNREALIZED GAIN OR LOSS	16.37 -	0.00
ADJUSTED ENDING VALUE AS OF 11/30/2015	156,504,036.15	120,738,523.46

# ACCOUNT STATEMENT

Statement Period  
Account Number

12/01/2015 through 12/31/2015  
M87163

## Schedule Of Adjustments

### ASSET SUMMARY

ADJUSTED BALANCES AS OF 01/21/2016	ENDING COST BASIS	ADJUSTED COST BASIS	ENDING MARKET VALUE	ADJUSTED MARKET VALUE
<b>A S S E T S</b>				
CASH	0.00	114,135.29 -	0.00	114,135.29 -
DUE FROM BROKERS	98,913.22	120,337.30	98,913.22	120,337.30
ACCRUED INCOME	290,550.15	290,550.15	290,550.15	290,550.15
TOTAL CASH & RECEIVABLES	389,463.37	296,752.16	389,463.37	296,752.16
CASH AND EQUIVALENTS				
SHORT TERM INVESTMENTS	3,248,454.70	3,248,454.70	3,248,454.70	3,248,454.70
TOTAL CASH AND EQUIVALENTS	3,248,454.70	3,248,454.70	3,248,454.70	3,248,454.70
EQUITIES				
COMMON STOCK	45,547,293.69	45,555,294.06	55,557,585.35	55,565,569.35
MUTUAL FUNDS - EQUITY	6,401,803.10	6,401,803.10	7,607,873.82	7,607,873.82
TOTAL EQUITIES	51,949,096.79	51,957,097.16	63,165,459.17	63,173,443.17
FIXED				
U S GOVERNMENT OBLIGATIONS	1,131,751.02	1,131,751.02	1,128,348.10	1,128,348.10
MORTGAGE BACKED SECURITIES	6,649,543.06	6,649,543.06	6,649,288.43	6,649,288.43
COLLATERALIZED MORTGAGE OBLIGATI	683,457.25	804,851.34	696,805.08	809,505.22
CORPORATE BONDS	9,414,968.60	9,414,968.60	9,400,530.65	9,400,530.65
MUTUAL FUNDS - FIXED INCOME	2,173,294.87	2,179,067.75	3,985,628.52	3,991,401.40
TOTAL FIXED	20,053,014.80	20,180,181.77	21,860,600.78	21,979,073.80
INTERNATIONAL				
FOREIGN BONDS, NOTES & DEBENTURE	180,870.00	180,870.00	162,031.50	162,031.50
FOREIGN STOCK	1,305,015.37	1,285,130.55	1,582,831.62	1,561,368.84
MUTUAL FUNDS - INTERNATIONAL	12,366,545.00	12,366,545.00	14,907,060.88	14,907,060.88
TOTAL INTERNATIONAL	13,852,430.37	13,832,545.55	16,651,924.00	16,630,461.22
MISCELLANEOUS ASSETS				
MISCELLANEOUS ASSETS	10,000,000.00	10,000,000.00	16,812,038.22	16,812,038.22
TOTAL MISCELLANEOUS ASSETS	10,000,000.00	10,000,000.00	16,812,038.22	16,812,038.22
PARTNERSHIPS				
PARTNERSHIPS	21,340,277.83	21,340,277.83	34,480,598.59	34,480,598.59
TOTAL PARTNERSHIPS	21,340,277.83	21,340,277.83	34,480,598.59	34,480,598.59
TOTAL HOLDINGS	120,443,274.49	120,558,557.01	156,219,075.46	156,324,069.70
TOTAL ASSETS	120,832,737.86	120,855,309.17	156,608,538.83	156,620,821.86

# ACCOUNT STATEMENT

Statement Period  
Account Number

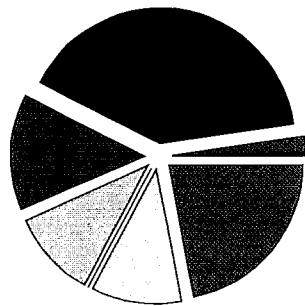
12/01/2015 through 12/31/2015  
M87163

## Schedule Of Adjustments

### ASSET SUMMARY

ADJUSTED BALANCES AS OF 01/21/2016	ENDING COST BASIS	ADJUSTED COST BASIS	ENDING MARKET VALUE	ADJUSTED MARKET VALUE
<b>L I A B I L I T I E S</b>				
DUE TO BROKERS	103,012.46	116,785.71	103,012.46	116,785.71
TOTAL LIABILITIES	103,012.46	116,785.71	103,012.46	116,785.71
TOTAL NET ASSET VALUE	120,729,725.40	120,738,523.46	156,505,526.37	156,504,036.15
TOTAL LIABILITIES AND EQUITY	120,832,737.86	120,855,309.17	156,608,538.83	156,620,821.86

## Adjusted Asset Allocation



0.2%	CASH & RECEIVABLES	296,752.16
2.1%	CASH AND EQUIVALENTS	3,248,454.70
40.4%	EQUITIES	63,173,443.17
14.0%	FIXED	21,979,073.80
10.6%	INTERNATIONAL	16,630,461.22
0.1%	LIABILITIES	116,785.71
10.8%	MISCELLANEOUS ASSETS	16,812,038.22
22.0%	PARTNERSHIPS	34,480,598.59
100.0%	Total	156,504,036.15



# ACCOUNT STATEMENT

Statement Period  
Account Number

12/01/2015 through 12/31/2015  
M87163

## Balance Sheet

	AS OF COST VALUE	12/01/2015 MARKET VALUE	AS OF COST VALUE	12/31/2015 MARKET VALUE
<b>A S S E T S</b>				
CASH	114,135.29	114,135.29	0.00	0.00
DUE FROM BROKERS	120,337.30	120,337.30	39,314.32	39,314.32
ACCRUED INCOME	290,550.15	290,550.15	229,380.35	229,380.35
TOTAL CASH & RECEIVABLES	296,752.16	296,752.16	268,694.67	268,694.67
CASH AND EQUIVALENTS				
SHORT TERM INVESTMENTS	3,248,454.70	3,248,454.70	9,311,447.45	9,311,447.45
TOTAL CASH AND EQUIVALENTS	3,248,454.70	3,248,454.70	9,311,447.45	9,311,447.45
EQUITIES				
COMMON STOCK	45,555,294.06	55,565,569.35	45,875,596.67	54,191,482.10
MUTUAL FUNDS - EQUITY	6,401,803.10	7,607,873.82	6,676,155.90	7,466,612.22
TOTAL EQUITIES	51,957,097.16	63,173,443.17	52,551,752.57	61,658,094.32
FIXED				
U S GOVERNMENT OBLIGATIONS	1,131,751.02	1,128,348.10	2,272,729.66	2,271,269.80
MORTGAGE BACKED SECURITIES	6,649,543.06	6,649,288.43	6,749,866.42	6,732,824.78
COLLATERALIZED MORTGAGE OBLIGATI	804,851.34	809,505.22	598,966.03	610,451.29
CORPORATE BONDS	9,414,968.60	9,400,530.65	10,678,073.96	10,591,198.50
MUTUAL FUNDS - FIXED INCOME	2,179,067.75	3,991,401.40	2,193,988.69	3,955,865.28
TOTAL FIXED	20,180,181.77	21,979,073.80	22,493,624.76	24,161,609.65
INTERNATIONAL				
FOREIGN BONDS, NOTES & DEBENTURE	180,870.00	162,031.50	180,870.00	161,046.00
FOREIGN STOCK	1,285,130.55	1,561,368.84	1,263,895.69	1,536,528.85
MUTUAL FUNDS - INTERNATIONAL	12,366,545.00	14,907,060.88	12,795,026.33	14,563,141.21
TOTAL INTERNATIONAL	13,832,545.55	16,630,461.22	14,239,792.02	16,260,716.06
MISCELLANEOUS ASSETS				
MISCELLANEOUS ASSETS	10,000,000.00	16,812,038.22	10,000,000.00	17,034,436.58
TOTAL MISCELLANEOUS ASSETS	10,000,000.00	16,812,038.22	10,000,000.00	17,034,436.58
PARTNERSHIPS				
PARTNERSHIPS	21,340,277.83	34,480,598.59	21,779,195.82	34,130,106.38
TOTAL PARTNERSHIPS	21,340,277.83	34,480,598.59	21,779,195.82	34,130,106.38
TOTAL HOLDINGS	120,558,557.01	156,324,069.70	130,375,812.62	162,556,410.44
TOTAL ASSETS	120,855,309.17	156,620,821.86	130,644,507.29	162,825,105.11

# ACCOUNT STATEMENT

Statement Period  
Account Number

12/01/2015 through 12/31/2015  
M87163

## Balance Sheet

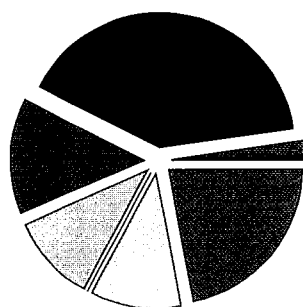
	AS OF 12/01/2015		AS OF 12/31/2015	
	COST VALUE	MARKET VALUE	COST VALUE	MARKET VALUE
	<b>L I A B I L I T I E S</b>			
DUE TO BROKERS	116,785.71	116,785.71	3,134,906.57	3,134,906.57
TOTAL LIABILITIES	116,785.71	116,785.71	3,134,906.57	3,134,906.57
TOTAL NET ASSET VALUE	120,738,523.46	156,504,036.15	127,509,600.72	159,690,198.54
TOTAL LIABILITIES AND EQUITY	120,855,309.17	156,620,821.86	130,644,507.29	162,825,105.11

## ACCOUNT STATEMENT

Statement Period  
Account Number

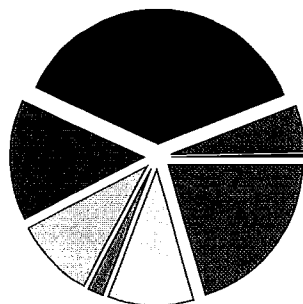
12/01/2015 through 12/31/2015  
M87163

### Beginning Market Allocation



0.2%	CASH & RECEIVABLES	296,752.16
2.1%	CASH AND EQUIVALENTS	3,248,454.70
40.4%	EQUITIES	63,173,443.17
14.0%	FIXED	21,979,073.80
10.6%	INTERNATIONAL	16,630,461.22
0.1%	LIABILITIES	116,785.71-
10.8%	MISCELLANEOUS ASSETS	16,812,038.22
22.0%	PARTNERSHIPS	34,480,598.59
100.0%	Total	156,504,036.15

### Ending Market Allocation



0.2%	CASH & RECEIVABLES	268,694.67
5.8%	CASH AND EQUIVALENTS	9,311,447.45
38.6%	EQUITIES	61,658,094.32
15.1%	FIXED	24,161,609.65
10.2%	INTERNATIONAL	16,260,716.06
2.0%	LIABILITIES	3,134,906.57-
10.7%	MISCELLANEOUS ASSETS	17,034,436.58
21.4%	PARTNERSHIPS	34,130,106.38
100.0%	Total	159,690,198.54

## ACCOUNT STATEMENT

Statement Period  
Account Number

12/01/2015 through 12/31/2015  
M87163

### Summary Of Cash Receipts And Disbursements

#### R E C E I P T S

CASH BALANCE AS OF 12/01/2015		114,135.29 -
CONTRIBUTIONS		
EMPLOYER CONTRIBUTIONS	6,179,969.76	
EMPLOYEE CONTRIBUTIONS	294,879.78	
TOTAL CONTRIBUTIONS		6,474,849.54
INCOME RECEIVED		
DIVIDENDS	838,393.63	
INTEREST	61,394.22	
TOTAL INCOME RECEIPTS		899,787.85
OTHER CASH RECEIPTS		5,620,983.85
PROCEEDS FROM THE DISPOSITION OF ASSETS		4,910,789.46
TOTAL RECEIPTS		17,906,410.70

#### D I S B U R S E M E N T S

PAYMENTS TO PARTICIPANTS		
PAYMENTS TO PARTICIPANTS	850,095.95	
TOTAL PAYMENTS TO PARTICIPANTS		850,095.95
OTHER CASH DISBURSEMENTS		5,440,517.94
COST OF ACQUISITION OF ASSETS		11,501,661.52
TOTAL DISBURSEMENTS		17,792,275.41
CASH BALANCE AS OF 12/31/2015		0.00

## ACCOUNT STATEMENT

Statement Period  
Account Number

12/01/2015 through 12/31/2015  
M87163

### Summary Of Fund

MARKET VALUE AS OF 12/01/2015	156,504,036.15
EMPLOYER CONTRIBUTIONS	6,179,969.76
EMPLOYEE CONTRIBUTIONS	294,879.78
DIVIDENDS	838,393.63
INTEREST	61,394.22
LESS BEGINNING ACCRUED INCOME	290,550.15 -
ACCRUED INCOME	229,380.35
OTHER RECEIPTS	5,620,983.85
REALIZED GAIN OR LOSS	13,282.81 -
UNREALIZED GAIN OR LOSS	3,444,392.35 -
PAYMENTS TO PARTICIPANTS	850,095.95 -
OTHER DISBURSEMENTS	5,440,517.94 -
TOTAL MARKET VALUE AS OF 12/31/2015	159,690,198.54


## ACCOUNT STATEMENT

Statement Period  
Account Number

12/01/2015 through 12/31/2015  
M87163

### Summary Of Investments

#### Investment Allocation



4.0%	CASH AND EQUIVALENTS	6,445,235.55
38.6%	EQUITIES	61,658,094.32
15.1%	FIXED	24,161,609.65
10.2%	INTERNATIONAL	16,260,716.06
32.1%	MISCELLANEOUS	51,164,542.96
100.0%	Total	159,690,198.54

#### Investment Summary

	Cost	Market Value	% of Acct	Estim Ann Inc	Income Yield
<b>CASH AND EQUIVALENTS</b>					
CASH	2,866,211.90	2,866,211.90	1.79	0	0.00
SHORT TERM INVESTMENTS	9,311,447.45	9,311,447.45	5.83	10,243	0.11
<b>TOTAL CASH AND EQUIVALENTS</b>	<b>6,445,235.55</b>	<b>6,445,235.55</b>	<b>4.04</b>	<b>10,243</b>	<b>0.16</b>
<b>EQUITIES</b>					
COMMON STOCK	45,875,596.67	54,191,482.10	33.94	1,077,638	1.99
MUTUAL FUNDS - EQUITY	6,676,155.90	7,466,612.22	4.68	155,270	2.08
<b>TOTAL EQUITIES</b>	<b>52,551,752.57</b>	<b>61,658,094.32</b>	<b>38.61</b>	<b>1,232,908</b>	<b>2.00</b>
<b>FIXED</b>					
U S GOVERNMENT OBLIGATIONS	2,272,729.66	2,271,269.80	1.42	41,150	1.81

## ACCOUNT STATEMENT

Statement Period  
Account Number

12/01/2015 through 12/31/2015  
M87163

### Summary Of Investments

#### Investment Summary

	Cost	Market Value	% of Acct	Estim Ann Inc	Income Yield
MORTGAGE BACKED SECURITIES	6,749,866.42	6,732,824.78	4.22	246,295	3.66
COLLATERALIZED MORTGAGE OBLIGATIONS	598,966.03	610,451.29	0.38	18,821	3.08
CORPORATE BONDS	10,678,073.96	10,591,198.50	6.63	476,306	4.50
MUTUAL FUNDS - FIXED INCOME	2,193,988.69	3,955,865.28	2.48	187,686	4.74
<b>TOTAL FIXED</b>	<b>22,493,624.76</b>	<b>24,161,609.65</b>	<b>15.13</b>	<b>970,258</b>	<b>4.02</b>
<b>INTERNATIONAL</b>					
FOREIGN BONDS, NOTES & DEBENTURES	180,870.00	161,046.00	0.10	8,625	5.36
FOREIGN STOCK	1,263,895.69	1,536,528.85	0.96	35,388	2.30
MUTUAL FUNDS - INTERNATIONAL	12,795,026.33	14,563,141.21	9.12	248,978	1.71
<b>TOTAL INTERNATIONAL</b>	<b>14,239,792.02</b>	<b>16,260,716.06</b>	<b>10.18</b>	<b>292,991</b>	<b>1.80</b>
<b>MISCELLANEOUS</b>					
MISCELLANEOUS ASSETS	10,000,000.00	17,034,436.58	10.67	0	0.00
PARTNERSHIPS	21,779,195.82	34,130,106.38	21.37	0	0.00
<b>TOTAL MISCELLANEOUS</b>	<b>31,779,195.82</b>	<b>51,164,542.96</b>	<b>32.04</b>	<b>0</b>	<b>0.00</b>
<b>Total Fund</b>	<b>127,509,600.72</b>	<b>159,690,198.54</b>	<b>100.00</b>	<b>2,506,399</b>	<b>1.57</b>