

ACCOUNT STATEMENT

Statement Period
Account Number

11/01/2016 through 11/30/2016
M87163

Index Of Related Accounts

THIS REPORT CONSOLIDATES THE ACTIVITY OF
THE FOLLOWING ACCOUNTS:

ACCOUNT	NAME
2850000701	AS CUSTODIAN FOR POMPANO BEACH GENERAL EMPLOYEES' RETIREMENT SYSTEM RECEIPTS & DISBURSEMENT ACCOUNT
2850000710	AS CUSTODIAN FOR POMPANO BEACH GENERAL EMPLOYEES' RETIREMENT SYSTEM - MUTUAL FUND ACCOUNT
2850000729	AS CUSTODIAN FOR POMPANO BEACH GENERAL EMPLOYEES' RETIREMENT SYSTEM RHUMLINE ADVISORS
2850000738	AS CUSTODIAN FOR POMPANO BEACH GENERAL EMPLOYEES' RETIREMENT SYSTEM RICHMOND CAPITAL MGMT FIXED
2850000747	AS CUSTODIAN FOR POMPANO BEACH GENERAL EMPLOYEES' RETIREMENT SYSTEM STRALEM & COMPANY INC
2850000756	AS CUSTODIAN FOR POMPANO BEACH GENERAL EMPLOYEES' RETIREMENT SYSTEM VICTORY CAPITAL MGMT
2850000765	AS CUSTODIAN FOR POMPANO BEACH GENERAL EMPLOYEES' RETIREMENT SYSTEM AMERICAN REALTY ADVISOR
2850000774	AS CUSTODIAN FOR POMPANO BEACH GENERAL EMPLOYEES' RETIREMENT SYSTEM DEPRINCE, RACE & ZOLLO
2850000783	AS CUSTODIAN FOR POMPANO BEACH GENERAL EMPLOYEES' RETIREMENT SYSTEM ATLANTA CAPITAL MANAGEMENT

ACCOUNT STATEMENT

Statement Period
Account Number

11/01/2016 through 11/30/2016
M87163

Index Of Related Accounts

THIS REPORT CONSOLIDATES THE ACTIVITY OF
THE FOLLOWING ACCOUNTS:

ACCOUNT	NAME
2850000792	AS CUSTODIAN FOR POMPANO BEACH GENERAL EMPLOYEES' RETIREMENT SYSTEM JP MORGAN INVESTMENTS
2850000809	AS CUSTODIAN FOR POMPANO BEACH GENERAL EMPLOYEES' RETIREMENT SYSTEM PRINCIPAL GLOBAL INVESTORS

ACCOUNT STATEMENT

Statement Period
Account Number

11/01/2016 through 11/30/2016
M87163

Balance Sheet

	AS OF 11/01/2016		AS OF 11/30/2016	
	COST VALUE	MARKET VALUE	COST VALUE	MARKET VALUE
A S S E T S				
CASH	0.00	0.00	0.00	0.00
DUE FROM BROKERS	118,532.45	118,532.45	102,541.83	102,541.83
ACCRUED INCOME	213,478.54	213,478.54	319,449.83	319,449.83
TOTAL CASH & RECEIVABLES	332,010.99	332,010.99	421,991.66	421,991.66
CASH AND EQUIVALENTS				
SHORT TERM INVESTMENTS	4,099,159.36	4,099,159.36	3,544,538.14	3,544,538.14
TOTAL CASH AND EQUIVALENTS	4,099,159.36	4,099,159.36	3,544,538.14	3,544,538.14
EQUITIES				
COMMON STOCK	45,825,589.65	54,912,268.75	45,808,639.43	57,761,409.00
MUTUAL FUNDS - EQUITY	5,616,841.08	6,405,236.45	5,604,795.48	6,231,406.25
TOTAL EQUITIES	51,442,430.73	61,317,505.20	51,413,434.91	63,992,815.25
FIXED				
U S GOVERNMENT OBLIGATIONS	2,401,782.66	2,399,493.90	3,681,739.61	3,593,723.70
MORTGAGE BACKED SECURITIES	6,553,044.22	6,658,346.14	6,441,685.26	6,417,449.68
COLLATERALIZED MORTGAGE OBLIGATI	819,069.16	858,340.12	819,069.16	844,179.42
CORPORATE BONDS	13,752,012.16	13,771,179.45	12,415,934.11	12,273,450.05
TOTAL FIXED	23,525,908.20	23,687,359.61	23,358,428.14	23,128,802.85
INTERNATIONAL				
FOREIGN BONDS, NOTES & DEBENTURE	180,870.00	156,891.00	180,870.00	155,778.00
FOREIGN STOCK	1,699,572.53	1,805,002.91	1,726,666.97	1,884,136.69
MUTUAL FUNDS - INTERNATIONAL	11,109,706.91	12,738,023.04	11,208,083.47	12,571,163.28
TOTAL INTERNATIONAL	12,990,149.44	14,699,916.95	13,115,620.44	14,611,077.97
MISCELLANEOUS ASSETS				
MISCELLANEOUS ASSETS	10,000,000.00	18,232,390.14	10,000,000.00	18,420,390.15
TOTAL MISCELLANEOUS ASSETS	10,000,000.00	18,232,390.14	10,000,000.00	18,420,390.15
PARTNERSHIPS				
PARTNERSHIPS	22,988,705.34	35,182,496.88	23,110,449.02	35,987,111.66
TOTAL PARTNERSHIPS	22,988,705.34	35,182,496.88	23,110,449.02	35,987,111.66
TOTAL HOLDINGS	125,046,353.07	157,218,828.14	124,542,470.65	159,684,736.02
TOTAL ASSETS	125,378,364.06	157,550,839.13	124,964,462.31	160,106,727.68

ACCOUNT STATEMENT

Statement Period
Account Number

11/01/2016 through 11/30/2016
M87163

Balance Sheet


	AS OF 11/01/2016		AS OF 11/30/2016	
	COST VALUE	MARKET VALUE	COST VALUE	MARKET VALUE
	L I A B I L I T I E S			
DUE TO BROKERS	120,498.98	120,498.98	130,078.15	130,078.15
TOTAL LIABILITIES	120,498.98	120,498.98	130,078.15	130,078.15
TOTAL NET ASSET VALUE	125,257,865.08	157,430,340.15	124,834,384.16	159,976,649.53
TOTAL LIABILITIES AND EQUITY	125,378,364.06	157,550,839.13	124,964,462.31	160,106,727.68

ACCOUNT STATEMENT


Statement Period
Account Number

11/01/2016 through 11/30/2016
M87163

Beginning Market Allocation



Ending Market Allocation



ACCOUNT STATEMENT

Statement Period
Account Number

11/01/2016 through 11/30/2016
M87163

Summary Of Cash Receipts And Disbursements

R E C E I P T S

CASH BALANCE AS OF 11/01/2016		0 . 00
CONTRIBUTIONS		
EMPLOYER CONTRIBUTIONS	942 . 22	
EMPLOYEE CONTRIBUTIONS	204 , 392 . 26	
TOTAL CONTRIBUTIONS		205 , 334 . 48
INCOME RECEIVED		
DIVIDENDS	198 , 733 . 85	
INTEREST	70 , 514 . 36	
TOTAL INCOME RECEIPTS		269 , 248 . 21
OTHER CASH RECEIPTS		121 , 743 . 68
PROCEEDS FROM THE DISPOSITION OF ASSETS		4 , 580 , 076 . 76
TOTAL RECEIPTS		5 , 176 , 403 . 13

D I S B U R S E M E N T S

PAYMENTS TO PARTICIPANTS		
PAYMENTS TO PARTICIPANTS	916 , 929 . 30	
TOTAL PAYMENTS TO PARTICIPANTS		916 , 929 . 30
OTHER CASH DISBURSEMENTS		220 , 053 . 88
COST OF ACQUISITION OF ASSETS		4 , 039 , 419 . 95
TOTAL DISBURSEMENTS		5 , 176 , 403 . 13
CASH BALANCE AS OF 11/30/2016		0 . 00

ACCOUNT STATEMENT

Statement Period
Account Number

11/01/2016 through 11/30/2016
M87163

Summary Of Fund

MARKET VALUE AS OF 11/01/2016	157,430,340.15
EMPLOYER CONTRIBUTIONS	942.22
EMPLOYEE CONTRIBUTIONS	204,392.26
DIVIDENDS	198,733.85
INTEREST	70,514.36
LESS BEGINNING ACCRUED INCOME	213,478.54-
ACCRUED INCOME	319,449.83
OTHER RECEIPTS	121,743.68
REALIZED GAIN OR LOSS	17,189.35
UNREALIZED GAIN OR LOSS	2,963,805.55
PAYMENTS TO PARTICIPANTS	916,929.30-
OTHER DISBURSEMENTS	220,053.88-
TOTAL MARKET VALUE AS OF 11/30/2016	159,976,649.53

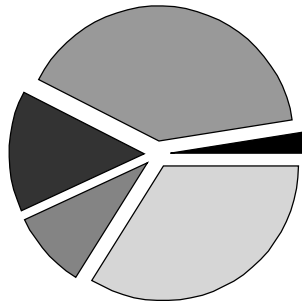
ACCOUNT STATEMENT

Statement Period
Account Number

11/01/2016 through 11/30/2016
M87163

Summary Of Investments

Investment Allocation



2.4%	CASH AND EQUIVALENTS	3,836,451.65
40.0%	EQUITIES	63,992,815.25
14.5%	FIXED	23,128,802.85
9.1%	INTERNATIONAL	14,611,077.97
34.0%	MISCELLANEOUS	54,407,501.81
100.0%	Total	159,976,649.53

Investment Summary

	Cost	Market Value	% of Acct	Estim Ann Inc	Income Yield
CASH AND EQUIVALENTS					
CASH	291,913.51	291,913.51	0.18	0	0.00
SHORT TERM INVESTMENTS	3,544,538.14	3,544,538.14	2.22	9,925	0.28
TOTAL CASH AND EQUIVALENTS	3,836,451.65	3,836,451.65	2.40	9,925	0.26
EQUITIES					
COMMON STOCK	45,808,639.43	57,761,409.00	36.11	1,081,242	1.87
MUTUAL FUNDS - EQUITY	5,604,795.48	6,231,406.25	3.90	131,801	2.12
TOTAL EQUITIES	51,413,434.91	63,992,815.25	40.00	1,213,043	1.90
FIXED					
U S GOVERNMENT OBLIGATIONS	3,681,739.61	3,593,723.70	2.25	72,369	2.01

ACCOUNT STATEMENT

Statement Period
Account Number

11/01/2016 through 11/30/2016
M87163

Summary Of Investments

Investment Summary

	Cost	Market Value	% of Acct	Estim Ann Inc	Income Yield
MORTGAGE BACKED SECURITIES	6,441,685.26	6,417,449.68	4.01	229,632	3.58
COLLATERALIZED MORTGAGE OBLIGATIONS	819,069.16	844,179.42	0.53	21,065	2.50
CORPORATE BONDS	12,415,934.11	12,273,450.05	7.67	571,451	4.66
TOTAL FIXED	23,358,428.14	23,128,802.85	14.46	894,517	3.87
INTERNATIONAL					
FOREIGN BONDS, NOTES & DEBENTURES	180,870.00	155,778.00	0.10	8,625	5.54
FOREIGN STOCK	1,726,666.97	1,884,136.69	1.18	49,817	2.64
MUTUAL FUNDS - INTERNATIONAL	11,208,083.47	12,571,163.28	7.86	217,281	1.73
TOTAL INTERNATIONAL	13,115,620.44	14,611,077.97	9.13	275,722	1.89
MISCELLANEOUS					
MISCELLANEOUS ASSETS	10,000,000.00	18,420,390.15	11.51	0	0.00
PARTNERSHIPS	23,110,449.02	35,987,111.66	22.50	0	0.00
TOTAL MISCELLANEOUS	33,110,449.02	54,407,501.81	34.01	0	0.00
Total Fund	124,834,384.16	159,976,649.53	100.00	2,393,207	1.50