

ACCOUNT STATEMENT

Statement Period
Account Number

11/01/2015 through 11/30/2015
M87163

Table Of Contents

Index Of Related Accounts	1
Schedule Of Adjustments	3
Balance Sheet	7
Summary Of Cash Receipts And Disbursements	10
Summary Of Fund	11
Investment Review	12
Summary Of Earnings	46
Schedule Of Contributions	48
Schedule Of Income	49
Schedule Of Other Additions	88
Schedule Of Payments To Participants	89
Schedule Of Other Disbursements And Reductions	90
Schedule Of Non-cash Transactions	91
Schedule Of Purchases	92
Schedule Of Realized Gains & Losses	106
Schedule Of Prior Period Trades Settled	127
Schedule Of Pending Trades End Of Period	132
Schedule Of Unrealized Gains & Losses	136
Related Accounts Market Value Summary	173
Schedule Of Brokerage Commissions	176
Schedule Of Purchases By Broker	177
Schedule Of Realized Gains & Losses By Broker	196
Asset Summary As Of 11/30/2015	224

ACCOUNT STATEMENT

Statement Period
Account Number

11/01/2015 through 11/30/2015
M87163

Index Of Related Accounts

THIS REPORT CONSOLIDATES THE ACTIVITY OF
THE FOLLOWING ACCOUNTS:

ACCOUNT	NAME
2850000701	AS CUSTODIAN FOR POMPANO BEACH GENERAL EMPLOYEES' RETIREMENT SYSTEM RECEIPTS & DISBURSEMENT ACCOUNT
2850000710	AS CUSTODIAN FOR POMPANO BEACH GENERAL EMPLOYEES' RETIREMENT SYSTEM - MUTUAL FUND ACCOUNT
2850000729	AS CUSTODIAN FOR POMPANO BEACH GENERAL EMPLOYEES' RETIREMENT SYSTEM RHUMBLINE ADVISORS
2850000738	AS CUSTODIAN FOR POMPANO BEACH GENERAL EMPLOYEES' RETIREMENT SYSTEM RICHMOND CAPITAL MGMT FIXED
2850000747	AS CUSTODIAN FOR POMPANO BEACH GENERAL EMPLOYEES' RETIREMENT SYSTEM STRALEM & COMPANY INC
2850000756	AS CUSTODIAN FOR POMPANO BEACH GENERAL EMPLOYEES' RETIREMENT SYSTEM VICTORY CAPITAL MGMT
2850000765	AS CUSTODIAN FOR POMPANO BEACH GENERAL EMPLOYEES' RETIREMENT SYSTEM AMERICAN REALTY ADVISOR
2850000774	AS CUSTODIAN FOR POMPANO BEACH GENERAL EMPLOYEES' RETIREMENT SYSTEM DEPRINCE, RACE & ZOLLO
2850000783	AS CUSTODIAN FOR POMPANO BEACH GENERAL EMPLOYEES' RETIREMENT SYSTEM ATLANTA CAPITAL MANAGEMENT

REGIONS BANK
AS CUSTODIAN FOR POMPANO BEACH
GENERAL EMPLOYEES' RETIREMENT
CONSOLIDATED ACCOUNT

ACCOUNT STATEMENT

Page 2

Statement Period
Account Number

11/01/2015 through 11/30/2015
M87163

Index Of Related Accounts

THIS REPORT CONSOLIDATES THE ACTIVITY OF
THE FOLLOWING ACCOUNTS:

ACCOUNT	NAME
2850000792	AS CUSTODIAN FOR POMPANO BEACH GENERAL EMPLOYEES' RETIREMENT SYSTEM JP MORGAN INVESTMENTS
2850000809	AS CUSTODIAN FOR POMPANO BEACH GENERAL EMPLOYEES' RETIREMENT SYSTEM PRINCIPAL GLOBAL INVESTORS

ACCOUNT STATEMENT

Statement Period
Account Number

11/01/2015 through 11/30/2015
M87163

Schedule Of Adjustments

DESCRIPTION	TRANSACTION DETAIL		
	CASH OR BROKER CASH	MKT / COST BASIS	MKT / COST GAIN / LOSS
REALIZED GAIN OR LOSS			
CUSIP# 502424104			
10/30/2015 (SETTLE 11/04/2015)	14,005.51	13,904.00-	101.51
SOLD 110 SHS L-3 COMMUNICATIONS		12,837.09-	1,168.42
HLDGS INC ON 10/30/2015 AT			
127.3352 THRU CAP INSTITUTIONAL			
SERVICES INC COMMISSIONS PAID			
1.10 EXPENSES PAID 0.26			
TOTAL REALIZED GAIN OR LOSS	14,005.51	13,904.00- 12,837.09-	101.51 1,168.42
UNREALIZED GAIN OR LOSS			
CUSIP# 69447T771			
10/30/2015 (SETTLE 11/04/2015)	7,100.62-	7,100.62	
PURCHASED 721.608 SHS PACIFIC		7,100.62	
LIFE FLOATING RATE INCOME FUND			
ON 10/30/2015 AT 9.84 FOR			
REINVESTMENT			
TOTAL UNREALIZED GAIN OR LOSS	7,100.62-	7,100.62 7,100.62	
GRAND TOTAL	6,904.89	6,803.38- 5,736.47-	101.51 1,168.42
TOTAL DUE TO BKR	7,100.62		
TOTAL DUE FROM BKR	14,005.51		

NOTE: GAIN/LOSS TOTALS ARE THE SUM OF GAIN/LOSS AMOUNTS FROM INDIVIDUAL ADJUSTMENTS.

REGIONS BANK
AS CUSTODIAN FOR POMPANO BEACH
GENERAL EMPLOYEES' RETIREMENT
CONSOLIDATED ACCOUNT

ACCOUNT STATEMENT

Page 4

Statement Period
Account Number

11/01/2015 through 11/30/2015
M87163

Schedule Of Adjustments

TRANSACTION SUMMARY

ADJUSTMENTS FOR THE PERIOD 11/01/2015 THROUGH 11/30/2015

	MARKET VALUE ADJUSTMENTS	BASIS ADJUSTMENTS
ENDING VALUE AS OF 10/31/2015	156,862,899.60	120,953,600.67
REALIZED GAIN OR LOSS	101.51	1,168.42
ADJUSTED ENDING VALUE AS OF 10/31/2015	156,863,001.11	120,954,769.09

ACCOUNT STATEMENT

Statement Period
Account Number

11/01/2015 through 11/30/2015
M87163

Schedule Of Adjustments

ADJUSTED BALANCES AS OF 12/15/2015	ASSET SUMMARY			
	ENDING COST BASIS	ADJUSTED COST BASIS	ENDING MARKET VALUE	ADJUSTED MARKET VALUE
	A S S E T S			
CASH	1,293.10	1,293.10	1,293.10	1,293.10
DUE FROM BROKERS	138,186.91	152,192.42	138,186.91	152,192.42
ACCRUED INCOME	194,807.74	194,807.74	194,807.74	194,807.74
TOTAL CASH & RECEIVABLES	334,287.75	348,293.26	334,287.75	348,293.26
CASH AND EQUIVALENTS	3,876,353.22	3,876,353.22	3,876,353.22	3,876,353.22
SHORT TERM INVESTMENTS	3,876,353.22	3,876,353.22	3,876,353.22	3,876,353.22
TOTAL CASH AND EQUIVALENTS	3,876,353.22	3,876,353.22	3,876,353.22	3,876,353.22
EQUITIES	45,506,462.84	45,493,625.75	55,500,379.94	55,486,475.94
COMMON STOCK	6,279,901.20	6,279,901.20	7,508,334.09	7,508,334.09
MUTUAL FUNDS - EQUITY	51,786,364.04	51,773,526.95	63,008,714.03	62,994,810.03
TOTAL EQUITIES	51,786,364.04	51,773,526.95	63,008,714.03	62,994,810.03
FIXED	1,089,035.52	1,089,035.52	1,090,520.30	1,090,520.30
U S GOVERNMENT OBLIGATIONS	6,813,871.84	6,813,871.84	6,839,697.61	6,839,697.61
MORTGAGE BACKED SECURITIES	751,434.77	751,434.77	763,344.46	763,344.46
COLLATERALIZED MORTGAGE OBLIGATI	9,223,532.60	9,223,532.60	9,223,155.00	9,223,155.00
CORPORATE BONDS	2,157,694.57	2,164,795.19	4,015,685.21	4,022,785.83
MUTUAL FUNDS - FIXED INCOME	20,035,569.30	20,042,669.92	21,932,402.58	21,939,503.20
TOTAL FIXED	20,035,569.30	20,042,669.92	21,932,402.58	21,939,503.20
INTERNATIONAL	180,870.00	180,870.00	162,507.00	162,507.00
FOREIGN BONDS, NOTES & DEBENTURE	1,229,870.29	1,229,870.29	1,476,508.60	1,476,508.60
FOREIGN STOCK	12,366,545.00	12,366,545.00	15,017,605.80	15,017,605.80
MUTUAL FUNDS - INTERNATIONAL	13,777,285.29	13,777,285.29	16,656,621.40	16,656,621.40
TOTAL INTERNATIONAL	13,777,285.29	13,777,285.29	16,656,621.40	16,656,621.40
MISCELLANEOUS ASSETS	10,000,000.00	10,000,000.00	16,662,612.38	16,662,612.38
MISCELLANEOUS ASSETS	10,000,000.00	10,000,000.00	16,662,612.38	16,662,612.38
TOTAL MISCELLANEOUS ASSETS	10,000,000.00	10,000,000.00	16,662,612.38	16,662,612.38
PARTNERSHIPS	21,340,277.83	21,340,277.83	34,588,445.00	34,588,445.00
PARTNERSHIPS	21,340,277.83	21,340,277.83	34,588,445.00	34,588,445.00
TOTAL PARTNERSHIPS	21,340,277.83	21,340,277.83	34,588,445.00	34,588,445.00
TOTAL HOLDINGS	120,815,849.68	120,810,113.21	156,725,148.61	156,718,345.23
TOTAL ASSETS	121,150,137.43	121,158,406.47	157,059,436.36	157,066,638.49

ACCOUNT STATEMENT

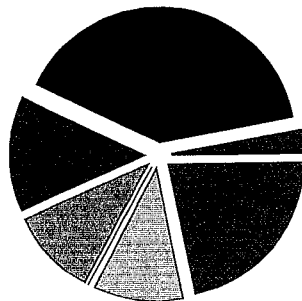
Statement Period
Account Number

11/01/2015 through 11/30/2015
M87163

Schedule Of Adjustments

ADJUSTED BALANCES AS OF 12/15/2015	ASSET SUMMARY			
	ENDING COST BASIS	ADJUSTED COST BASIS	ENDING MARKET VALUE	ADJUSTED MARKET VALUE
	LIABILITIES			
DUE TO BROKERS	196,536.76	203,637.38	196,536.76	203,637.38
TOTAL LIABILITIES	196,536.76	203,637.38	196,536.76	203,637.38
TOTAL NET ASSET VALUE	120,953,600.67	120,954,769.09	156,862,899.60	156,863,001.11
TOTAL LIABILITIES AND EQUITY	121,150,137.43	121,158,406.47	157,059,436.36	157,066,638.49

Adjusted Asset Allocation



0.2%	CASH & RECEIVABLES	348,293.26
2.5%	CASH AND EQUIVALENTS	3,876,353.22
40.2%	EQUITIES	62,994,810.03
14.0%	FIXED	21,939,503.20
10.6%	INTERNATIONAL	16,656,621.40
0.1%	LIABILITIES	203,637.38
10.6%	MISCELLANEOUS ASSETS	16,662,612.38
22.0%	PARTNERSHIPS	34,588,445.00
100.0%	Total	156,863,001.11

ACCOUNT STATEMENT

Statement Period
Account Number

11/01/2015 through 11/30/2015
M87163

Balance Sheet

	AS OF 11/01/2015		AS OF 11/30/2015	
	COST VALUE	MARKET VALUE	COST VALUE	MARKET VALUE
A S S E T S				
CASH	1,293.10	1,293.10	0.00	0.00
DUE FROM BROKERS	152,192.42	152,192.42	98,913.22	98,913.22
ACCRUED INCOME	194,807.74	194,807.74	290,550.15	290,550.15
TOTAL CASH & RECEIVABLES	348,293.26	348,293.26	389,463.37	389,463.37
CASH AND EQUIVALENTS				
SHORT TERM INVESTMENTS	3,876,353.22	3,876,353.22	3,248,454.70	3,248,454.70
TOTAL CASH AND EQUIVALENTS	3,876,353.22	3,876,353.22	3,248,454.70	3,248,454.70
EQUITIES				
COMMON STOCK	45,493,625.75	55,486,475.94	45,547,293.69	55,557,585.35
MUTUAL FUNDS - EQUITY	6,279,901.20	7,508,334.09	6,401,803.10	7,607,873.82
TOTAL EQUITIES	51,773,526.95	62,994,810.03	51,949,096.79	63,165,459.17
FIXED				
U S GOVERNMENT OBLIGATIONS	1,089,035.52	1,090,520.30	1,131,751.02	1,128,348.10
MORTGAGE BACKED SECURITIES	6,813,871.84	6,839,697.61	6,649,543.06	6,649,288.43
COLLATERALIZED MORTGAGE OBLIGATI	751,434.77	763,344.46	683,457.25	696,805.08
CORPORATE BONDS	9,223,532.60	9,223,155.00	9,414,968.60	9,400,530.65
MUTUAL FUNDS - FIXED INCOME	2,164,795.19	4,022,785.83	2,173,294.87	3,985,628.52
TOTAL FIXED	20,042,669.92	21,939,503.20	20,053,014.80	21,860,600.78
INTERNATIONAL				
FOREIGN BONDS, NOTES & DEBENTURE	180,870.00	162,507.00	180,870.00	162,031.50
FOREIGN STOCK	1,229,870.29	1,476,508.60	1,305,015.37	1,582,831.62
MUTUAL FUNDS - INTERNATIONAL	12,366,545.00	15,017,605.80	12,366,545.00	14,907,060.88
TOTAL INTERNATIONAL	13,777,285.29	16,656,621.40	13,852,430.37	16,651,924.00
MISCELLANEOUS ASSETS				
MISCELLANEOUS ASSETS	10,000,000.00	16,662,612.38	10,000,000.00	16,812,038.22
TOTAL MISCELLANEOUS ASSETS	10,000,000.00	16,662,612.38	10,000,000.00	16,812,038.22
PARTNERSHIPS				
PARTNERSHIPS	21,340,277.83	34,588,445.00	21,340,277.83	34,480,598.59
TOTAL PARTNERSHIPS	21,340,277.83	34,588,445.00	21,340,277.83	34,480,598.59
TOTAL HOLDINGS	120,810,113.21	156,718,345.23	120,443,274.49	156,219,075.46
TOTAL ASSETS	121,158,406.47	157,066,638.49	120,832,737.86	156,608,538.83

ACCOUNT STATEMENT

Statement Period
Account Number

11/01/2015 through 11/30/2015
M87163

Balance Sheet

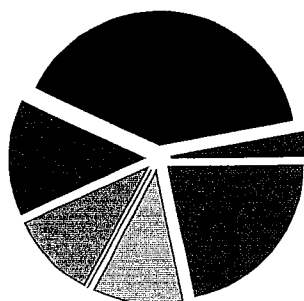
	AS OF 11/01/2015		AS OF 11/30/2015	
	COST VALUE	MARKET VALUE	COST VALUE	MARKET VALUE
	L I A B I L I T I E S			
DUE TO BROKERS	203,637.38	203,637.38	103,012.46	103,012.46
TOTAL LIABILITIES	203,637.38	203,637.38	103,012.46	103,012.46
TOTAL NET ASSET VALUE	120,954,769.09	156,863,001.11	120,729,725.40	156,505,526.37
TOTAL LIABILITIES AND EQUITY	121,158,406.47	157,066,638.49	120,832,737.86	156,608,538.83

ACCOUNT STATEMENT

Statement Period
Account Number


11/01/2015 through 11/30/2015
M87163

Beginning Market Allocation



0.2%	CASH & RECEIVABLES	348,293.26
2.5%	CASH AND EQUIVALENTS	3,876,353.22
40.2%	EQUITIES	62,994,810.03
14.0%	FIXED	21,939,503.20
10.6%	INTERNATIONAL	16,656,621.40
0.1%	LIABILITIES	203,637.38-
10.6%	MISCELLANEOUS ASSETS	16,662,612.38
22.0%	PARTNERSHIPS	34,588,445.00
100.0%	Total	156,863,001.11

Ending Market Allocation



0.2%	CASH & RECEIVABLES	389,463.37
2.1%	CASH AND EQUIVALENTS	3,248,454.70
40.4%	EQUITIES	63,165,459.17
14.0%	FIXED	21,860,600.78
10.6%	INTERNATIONAL	16,651,924.00
0.1%	LIABILITIES	103,012.46-
10.8%	MISCELLANEOUS ASSETS	16,812,038.22
22.0%	PARTNERSHIPS	34,480,598.59
100.0%	Total	156,505,526.37

ACCOUNT STATEMENT

Statement Period
Account Number

11/01/2015 through 11/30/2015
M87163

Summary Of Cash Receipts And Disbursements

RECEIPTS

CASH BALANCE AS OF 11/01/2015		1,293.10
CONTRIBUTIONS		
EMPLOYER CONTRIBUTIONS	27,984.33	
EMPLOYEE CONTRIBUTIONS	198,670.85	
TOTAL CONTRIBUTIONS		226,655.18
INCOME RECEIVED		
DIVIDENDS	297,991.71	
INTEREST	60,117.68	
TOTAL INCOME RECEIPTS		358,109.39
OTHER CASH RECEIPTS		243,816.83
PROCEEDS FROM THE DISPOSITION OF ASSETS		4,840,699.66
TOTAL RECEIPTS		5,669,281.06

DISBURSEMENTS

PAYMENTS TO PARTICIPANTS		
PAYMENTS TO PARTICIPANTS	1,120,494.10	
MISC PAYMENTS TO PARTICIPANTS	87,981.82	
TOTAL PAYMENTS TO PARTICIPANTS		1,208,475.92
OTHER CASH DISBURSEMENTS		243,487.38
COST OF ACQUISITION OF ASSETS		4,218,610.86
TOTAL DISBURSEMENTS		5,670,574.16
CASH BALANCE AS OF 11/30/2015		0.00

ACCOUNT STATEMENT

Statement Period
Account Number

11/01/2015 through 11/30/2015
M87163

Summary Of Fund


MARKET VALUE AS OF 11/01/2015	156,863,001.11
EMPLOYER CONTRIBUTIONS	27,984.33
EMPLOYEE CONTRIBUTIONS	198,670.85
DIVIDENDS	297,991.71
INTEREST	60,117.68
LESS BEGINNING ACCRUED INCOME	194,807.74-
ACCRUED INCOME	290,550.15
OTHER RECEIPTS	243,816.83
REALIZED GAIN OR LOSS	10,509.00
UNREALIZED GAIN OR LOSS	159,655.75
PAYMENTS TO PARTICIPANTS	1,120,494.10-
MISC PAYMENTS TO PARTICIPANTS	87,981.82-
OTHER DISBURSEMENTS	243,487.38-
TOTAL MARKET VALUE AS OF 11/30/2015	156,505,526.37

ACCOUNT STATEMENT

Statement Period
Account Number

11/01/2015 through 11/30/2015
M87163

Summary Of Investments Investment Allocation



2.3%	CASH AND EQUIVALENTS	3,534,905.61
40.3%	EQUITIES	63,165,459.17
14.0%	FIXED	21,860,600.78
10.6%	INTERNATIONAL	16,651,924.00
32.8%	MISCELLANEOUS	51,292,636.81
100.0%	Total	156,505,526.37

Investment Summary

	Cost	Market Value	% of Acct	Estim Ann Inc	Income Yield
CASH AND EQUIVALENTS					
CASH	286,450.91	286,450.91	0.18	0	0.00
SHORT TERM INVESTMENTS	3,248,454.70	3,248,454.70	2.08	325	0.01
TOTAL CASH AND EQUIVALENTS	3,534,905.61	3,534,905.61	2.26	325	0.01
EQUITIES					
COMMON STOCK	45,547,293.69	55,557,585.35	35.50	1,062,252	1.91
MUTUAL FUNDS - EQUITY	6,401,803.10	7,607,873.82	4.86	128,409	1.69
TOTAL EQUITIES	51,949,096.79	63,165,459.17	40.36	1,190,661	1.88
FIXED					
U S GOVERNMENT OBLIGATIONS	1,131,751.02	1,128,348.10	0.72	25,081	2.22

ACCOUNT STATEMENT

Statement Period
Account Number

11/01/2015 through 11/30/2015
M87163

Summary Of Investments

Investment Summary

	Cost	Market Value	% of Acct	Estim Ann Inc	Income Yield
MORTGAGE BACKED SECURITIES	6,649,543.06	6,649,288.43	4.25	244,394	3.68
COLLATERALIZED MORTGAGE OBLIGATIONS	683,457.25	696,805.08	0.45	22,866	3.28
CORPORATE BONDS	9,414,968.60	9,400,530.65	6.01	446,963	4.75
MUTUAL FUNDS - FIXED INCOME	2,173,294.87	3,985,628.52	2.55	190,566	4.78
TOTAL FIXED	20,053,014.80	21,860,600.78	13.97	929,871	4.25
INTERNATIONAL					
FOREIGN BONDS, NOTES & DEBENTURES	180,870.00	162,031.50	0.10	8,625	5.32
FOREIGN STOCK	1,305,015.37	1,582,831.62	1.01	35,436	2.24
MUTUAL FUNDS - INTERNATIONAL	12,366,545.00	14,907,060.88	9.52	245,276	1.65
TOTAL INTERNATIONAL	13,852,430.37	16,651,924.00	10.64	289,337	1.74
MISCELLANEOUS					
MISCELLANEOUS ASSETS	10,000,000.00	16,812,038.22	10.74	0	0.00
PARTNERSHIPS	21,340,277.83	34,480,598.59	22.03	0	0.00
TOTAL MISCELLANEOUS	31,340,277.83	51,292,636.81	32.77	0	0.00
Total Fund	120,729,725.40	156,505,526.37	100.00	2,410,193	1.54