

## ACCOUNT STATEMENT

Statement Period  
Account Number

10/01/2016 through 10/31/2016  
M87163

### Index Of Related Accounts

THIS REPORT CONSOLIDATES THE ACTIVITY OF  
THE FOLLOWING ACCOUNTS:

ACCOUNT	NAME
2850000701	AS CUSTODIAN FOR POMPANO BEACH GENERAL EMPLOYEES' RETIREMENT SYSTEM RECEIPTS & DISBURSEMENT ACCOUNT
2850000710	AS CUSTODIAN FOR POMPANO BEACH GENERAL EMPLOYEES' RETIREMENT SYSTEM - MUTUAL FUND ACCOUNT
2850000729	AS CUSTODIAN FOR POMPANO BEACH GENERAL EMPLOYEES' RETIREMENT SYSTEM RHUMLINE ADVISORS
2850000738	AS CUSTODIAN FOR POMPANO BEACH GENERAL EMPLOYEES' RETIREMENT SYSTEM RICHMOND CAPITAL MGMT FIXED
2850000747	AS CUSTODIAN FOR POMPANO BEACH GENERAL EMPLOYEES' RETIREMENT SYSTEM STRALEM & COMPANY INC
2850000756	AS CUSTODIAN FOR POMPANO BEACH GENERAL EMPLOYEES' RETIREMENT SYSTEM VICTORY CAPITAL MGMT
2850000765	AS CUSTODIAN FOR POMPANO BEACH GENERAL EMPLOYEES' RETIREMENT SYSTEM AMERICAN REALTY ADVISOR
2850000774	AS CUSTODIAN FOR POMPANO BEACH GENERAL EMPLOYEES' RETIREMENT SYSTEM DEPRINCE, RACE & ZOLLO
2850000783	AS CUSTODIAN FOR POMPANO BEACH GENERAL EMPLOYEES' RETIREMENT SYSTEM ATLANTA CAPITAL MANAGEMENT

## ACCOUNT STATEMENT

Statement Period  
Account Number

10/01/2016 through 10/31/2016  
M87163

### Index Of Related Accounts

THIS REPORT CONSOLIDATES THE ACTIVITY OF  
THE FOLLOWING ACCOUNTS:

ACCOUNT	NAME
2850000792	AS CUSTODIAN FOR POMPANO BEACH GENERAL EMPLOYEES' RETIREMENT SYSTEM JP MORGAN INVESTMENTS
2850000809	AS CUSTODIAN FOR POMPANO BEACH GENERAL EMPLOYEES' RETIREMENT SYSTEM PRINCIPAL GLOBAL INVESTORS

## ACCOUNT STATEMENT

Statement Period  
Account Number

10/01/2016 through 10/31/2016  
M87163

### Schedule Of Adjustments

DESCRIPTION	TRANSACTION DETAIL		
	CASH OR BROKER CASH	MKT / COST BASIS	MKT / COST GAIN / LOSS
OTHER RECEIPTS			
CUSIP# SUN003086			
09/30/2016 (SETTLE 11/09/2016)		232,059.00	
RECEIVED 1.2598 UNITS AMER STRAT		238,126.13	
VALUE REALTY FDLP EFFECTIVE			
09/30/2016 INCREASE UNITS AND			
COST DUE TO AUG16 CONTRIBUTION			
INC CODE: 0			
TOTAL OTHER RECEIPTS		232,059.00	
		238,126.13	
IN-KIND GAIN OR LOSS ADDITIONS			
CUSIP# SUN001809			
09/30/2016 (SETTLE 11/09/2016)		28,099.59 -	28,099.59 -
DELIVERED 32,352.47 UNITS		28,622.47 -	28,622.47 -
JPMORGAN INFRASTRUCTURE			
INVESTMENTS FUND TRADE DATE			
09/30/2016 REDUCE UNITS AND COST			
BASIS TO RECORD 3QTR16			
MANAGEMENT FEE			
TOTAL IN-KIND GAIN OR LOSS ADDITIONS		28,099.59 -	28,099.59 -
		28,622.47 -	28,622.47 -
UNREALIZED GAIN OR LOSS			
CUSIP# 896239100			
09/30/2016 (SETTLE 10/05/2016)	1,604.84 -	1,599.36	5.48 -
PURCHASED 56 SHS TRIMBLE INC ON		1,604.84	
09/30/2016 AT 28.6379 THRU			
ROBERT BAIRD COMMISSIONS PAID			
1.12			
TOTAL UNREALIZED GAIN OR LOSS	1,604.84 -	1,599.36	5.48 -
		1,604.84	0.00
GRAND TOTAL	1,604.84 -	205,558.77	28,105.07 -
TOTAL DUE TO BKR	1,604.84	211,108.50	28,622.47 -

## ACCOUNT STATEMENT

Statement Period  
Account Number

10/01/2016 through 10/31/2016  
M87163

### Schedule Of Adjustments

#### TRANSACTION SUMMARY

ADJUSTMENTS FOR THE PERIOD 10/01/2016 THROUGH 10/31/2016

	MARKET VALUE ADJUSTMENTS	BASIS ADJUSTMENTS
ENDING VALUE AS OF 09/30/2016	160,260,475.22	125,663,517.17
OTHER RECEIPTS	232,059.00	238,126.13
IN-KIND GAIN OR LOSS ADDITIONS	28,099.59-	28,622.47-
UNREALIZED GAIN OR LOSS	5.48-	0.00
ADJUSTED ENDING VALUE AS OF 09/30/2016	160,464,429.15	125,873,020.83

# ACCOUNT STATEMENT

Statement Period  
Account Number

10/01/2016 through 10/31/2016  
M87163

## Schedule Of Adjustments

ADJUSTED BALANCES AS OF 11/10/2016	ASSET SUMMARY			
	ENDING COST BASIS	ADJUSTED COST BASIS	ENDING MARKET VALUE	ADJUSTED MARKET VALUE
	A S S E T S			
CASH	0.00	0.00	0.00	0.00
DUE FROM BROKERS	506,661.07	506,661.07	506,661.07	506,661.07
ACCRUED INCOME	268,333.72	268,333.72	268,333.72	268,333.72
TOTAL CASH & RECEIVABLES	774,994.79	774,994.79	774,994.79	774,994.79
CASH AND EQUIVALENTS				
SHORT TERM INVESTMENTS	5,310,344.42	5,310,344.42	5,310,344.42	5,310,344.42
TOTAL CASH AND EQUIVALENTS	5,310,344.42	5,310,344.42	5,310,344.42	5,310,344.42
EQUITIES				
COMMON STOCK	45,297,914.62	45,299,519.46	56,081,790.15	56,083,389.51
MUTUAL FUNDS - EQUITY	5,755,461.08	5,755,461.08	6,684,274.99	6,684,274.99
TOTAL EQUITIES	51,053,375.70	51,054,980.54	62,766,065.14	62,767,664.50
FIXED				
U S GOVERNMENT OBLIGATIONS	1,567,419.92	1,567,419.92	1,584,589.60	1,584,589.60
MORTGAGE BACKED SECURITIES	6,689,046.64	6,689,046.64	6,826,688.89	6,826,688.89
COLLATERALIZED MORTGAGE OBLIGATI	819,069.16	819,069.16	862,536.83	862,536.83
CORPORATE BONDS	14,213,604.96	14,213,604.96	14,289,350.80	14,289,350.80
TOTAL FIXED	23,289,140.68	23,289,140.68	23,563,166.12	23,563,166.12
INTERNATIONAL				
FOREIGN BONDS, NOTES & DEBENTURE	180,870.00	180,870.00	156,988.50	156,988.50
FOREIGN STOCK	1,611,900.67	1,611,900.67	1,819,499.54	1,819,499.54
MUTUAL FUNDS - INTERNATIONAL	11,109,706.91	11,109,706.91	12,898,670.89	12,898,670.89
TOTAL INTERNATIONAL	12,902,477.58	12,902,477.58	14,875,158.93	14,875,158.93
MISCELLANEOUS ASSETS				
MISCELLANEOUS ASSETS	10,000,000.00	10,000,000.00	18,106,390.78	18,106,390.78
TOTAL MISCELLANEOUS ASSETS	10,000,000.00	10,000,000.00	18,106,390.78	18,106,390.78
PARTNERSHIPS				
PARTNERSHIPS	22,779,201.68	22,988,705.34	35,310,372.72	35,514,332.13
TOTAL PARTNERSHIPS	22,779,201.68	22,988,705.34	35,310,372.72	35,514,332.13
TOTAL HOLDINGS	125,334,540.06	125,545,648.56	159,931,498.11	160,137,056.88
TOTAL ASSETS	126,109,534.85	126,320,643.35	160,706,492.90	160,912,051.67

## ACCOUNT STATEMENT

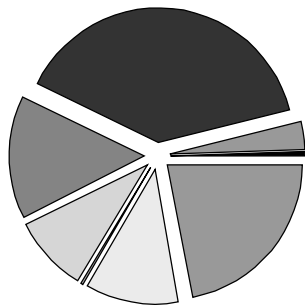
Statement Period  
Account Number

10/01/2016 through 10/31/2016  
M87163

### Schedule Of Adjustments

ADJUSTED BALANCES AS OF 11/10/2016	ASSET SUMMARY			
	ENDING COST BASIS	ADJUSTED COST BASIS	ENDING MARKET VALUE	ADJUSTED MARKET VALUE
	L I A B I L I T I E S			
DUE TO BROKERS	446,017.68	447,622.52	446,017.68	447,622.52
TOTAL LIABILITIES	446,017.68	447,622.52	446,017.68	447,622.52
TOTAL NET ASSET VALUE	125,663,517.17	125,873,020.83	160,260,475.22	160,464,429.15
TOTAL LIABILITIES AND EQUITY	126,109,534.85	126,320,643.35	160,706,492.90	160,912,051.67

### Adjusted Asset Allocation



0.5%	CASH & RECEIVABLES	774,994.79
3.3%	CASH AND EQUIVALENTS	5,310,344.42
39.1%	EQUITIES	62,767,664.50
14.7%	FIXED	23,563,166.12
9.3%	INTERNATIONAL	14,875,158.93
0.3%	LIABILITIES	447,622.52
11.3%	MISCELLANEOUS ASSETS	18,106,390.78
22.1%	PARTNERSHIPS	35,514,332.13
100.0%	Total	160,464,429.15

# ACCOUNT STATEMENT

Statement Period  
Account Number

10/01/2016 through 10/31/2016  
M87163

## Balance Sheet

	AS OF 10/01/2016		AS OF 10/31/2016	
	COST VALUE	MARKET VALUE	COST VALUE	MARKET VALUE
<b>A S S E T S</b>				
CASH	0.00	0.00	0.00	0.00
DUE FROM BROKERS	506,661.07	506,661.07	118,532.45	118,532.45
ACCRUED INCOME	268,333.72	268,333.72	213,478.54	213,478.54
TOTAL CASH & RECEIVABLES	774,994.79	774,994.79	332,010.99	332,010.99
CASH AND EQUIVALENTS				
SHORT TERM INVESTMENTS	5,310,344.42	5,310,344.42	4,099,159.36	4,099,159.36
TOTAL CASH AND EQUIVALENTS	5,310,344.42	5,310,344.42	4,099,159.36	4,099,159.36
EQUITIES				
COMMON STOCK	45,299,519.46	56,083,389.51	45,825,589.65	54,912,268.75
MUTUAL FUNDS - EQUITY	5,755,461.08	6,684,274.99	5,616,841.08	6,405,236.45
TOTAL EQUITIES	51,054,980.54	62,767,664.50	51,442,430.73	61,317,505.20
FIXED				
U S GOVERNMENT OBLIGATIONS	1,567,419.92	1,584,589.60	2,401,782.66	2,399,493.90
MORTGAGE BACKED SECURITIES	6,689,046.64	6,826,688.89	6,553,044.22	6,658,346.14
COLLATERALIZED MORTGAGE OBLIGATI	819,069.16	862,536.83	819,069.16	858,340.12
CORPORATE BONDS	14,213,604.96	14,289,350.80	13,752,012.16	13,771,179.45
TOTAL FIXED	23,289,140.68	23,563,166.12	23,525,908.20	23,687,359.61
INTERNATIONAL				
FOREIGN BONDS, NOTES & DEBENTURE	180,870.00	156,988.50	180,870.00	156,891.00
FOREIGN STOCK	1,611,900.67	1,819,499.54	1,699,572.53	1,805,002.91
MUTUAL FUNDS - INTERNATIONAL	11,109,706.91	12,898,670.89	11,109,706.91	12,738,023.04
TOTAL INTERNATIONAL	12,902,477.58	14,875,158.93	12,990,149.44	14,699,916.95
MISCELLANEOUS ASSETS				
MISCELLANEOUS ASSETS	10,000,000.00	18,106,390.78	10,000,000.00	18,232,390.14
TOTAL MISCELLANEOUS ASSETS	10,000,000.00	18,106,390.78	10,000,000.00	18,232,390.14
PARTNERSHIPS				
PARTNERSHIPS	22,988,705.34	35,514,332.13	22,988,705.34	35,182,496.88
TOTAL PARTNERSHIPS	22,988,705.34	35,514,332.13	22,988,705.34	35,182,496.88
TOTAL HOLDINGS	125,545,648.56	160,137,056.88	125,046,353.07	157,218,828.14
TOTAL ASSETS	126,320,643.35	160,912,051.67	125,378,364.06	157,550,839.13

## ACCOUNT STATEMENT

Statement Period  
Account Number

10/01/2016 through 10/31/2016  
M87163

### Balance Sheet

	AS OF 10/01/2016		AS OF 10/31/2016	
	COST VALUE	MARKET VALUE	COST VALUE	MARKET VALUE
	L I A B I L I T I E S			
DUE TO BROKERS	447,622.52	447,622.52	120,498.98	120,498.98
TOTAL LIABILITIES	447,622.52	447,622.52	120,498.98	120,498.98
TOTAL NET ASSET VALUE	125,873,020.83	160,464,429.15	125,257,865.08	157,430,340.15
TOTAL LIABILITIES AND EQUITY	126,320,643.35	160,912,051.67	125,378,364.06	157,550,839.13




## ACCOUNT STATEMENT


Statement Period  
Account Number

10/01/2016 through 10/31/2016  
M87163

### Beginning Market Allocation



### Ending Market Allocation



## ACCOUNT STATEMENT

Statement Period  
Account Number

10/01/2016 through 10/31/2016  
M87163

### Summary Of Cash Receipts And Disbursements

#### R E C E I P T S

CASH BALANCE AS OF 10/01/2016			0 . 00
CONTRIBUTIONS			
EMPLOYER CONTRIBUTIONS	943 . 37		
EMPLOYEE CONTRIBUTIONS	200 , 227 . 82		
TOTAL CONTRIBUTIONS		201 , 171 . 19	
INCOME RECEIVED			
DIVIDENDS	129 , 623 . 53		
INTEREST	95 , 985 . 45		
TOTAL INCOME RECEIPTS		225 , 608 . 98	
PROCEEDS FROM THE DISPOSITION OF ASSETS		4 , 139 , 312 . 93	
TOTAL RECEIPTS			4 , 566 , 093 . 10

#### D I S B U R S E M E N T S

PAYMENTS TO PARTICIPANTS			
PAYMENTS TO PARTICIPANTS	958 , 535 . 53		
TOTAL PAYMENTS TO PARTICIPANTS		958 , 535 . 53	
OTHER CASH DISBURSEMENTS		139 , 554 . 46	
COST OF ACQUISITION OF ASSETS		3 , 468 , 003 . 11	
TOTAL DISBURSEMENTS			4 , 566 , 093 . 10
CASH BALANCE AS OF 10/31/2016			0 . 00

## ACCOUNT STATEMENT

Statement Period  
Account Number

10/01/2016 through 10/31/2016  
M87163

### Summary Of Fund

MARKET VALUE AS OF 10/01/2016	160,464,429.15
EMPLOYER CONTRIBUTIONS	943.37
EMPLOYEE CONTRIBUTIONS	200,227.82
DIVIDENDS	129,623.53
INTEREST	95,985.45
LESS BEGINNING ACCRUED INCOME	268,333.72-
ACCRUED INCOME	213,478.54
OTHER RECEIPTS	15,203.71
REALIZED GAIN OR LOSS	1,346.79
UNREALIZED GAIN OR LOSS	2,324,474.50-
PAYMENTS TO PARTICIPANTS	958,535.53-
OTHER DISBURSEMENTS	139,554.46-
TOTAL MARKET VALUE AS OF 10/31/2016	157,430,340.15