

## ACCOUNT STATEMENT

---

Statement Period  
Account Number

09/01/2017 through 09/30/2017  
M87163

### Table Of Contents

---

Index Of Related Accounts	1
Schedule Of Adjustments	3
Balance Sheet	8
Summary Of Cash Receipts And Disbursements	11
Summary Of Fund	12
Investment Review	13
Summary Of Earnings	42
Schedule Of Contributions	44
Schedule Of Income	45
Schedule Of Other Additions	86
Schedule Of Payments To Participants	87
Schedule Of Other Disbursements And Reductions	88
Schedule Of Non-cash Transactions	90
Schedule Of Purchases	91
Schedule Of Realized Gains & Losses	96
Schedule Of Prior Period Trades Settled	125
Schedule Of Pending Trades End Of Period	128
Schedule Of Unrealized Gains & Losses	129
Related Accounts Market Value Summary	159
Schedule Of Brokerage Commissions	161
Schedule Of Purchases By Broker	162
Schedule Of Realized Gains & Losses By Broker	167
Asset Summary As Of 09/30/2017	198

## ACCOUNT STATEMENT

Statement Period  
Account Number

09/01/2017 through 09/30/2017  
M87163

### Index Of Related Accounts

THIS REPORT CONSOLIDATES THE ACTIVITY OF  
THE FOLLOWING ACCOUNTS:

ACCOUNT	NAME
2850000701	AS CUSTODIAN FOR POMPANO BEACH GENERAL EMPLOYEES' RETIREMENT SYSTEM RECEIPTS & DISBURSEMENT ACCOUNT
2850000710	AS CUSTODIAN FOR POMPANO BEACH GENERAL EMPLOYEES' RETIREMENT SYSTEM - MUTUAL FUND ACCOUNT
2850000729	AS CUSTODIAN FOR POMPANO BEACH GENERAL EMPLOYEES' RETIREMENT SYSTEM RHUMBLINE ADVISORS
2850000738	AS CUSTODIAN FOR POMPANO BEACH GENERAL EMPLOYEES' RETIREMENT SYSTEM RICHMOND CAPITAL MGMT FIXED
2850000747	AS CUSTODIAN FOR POMPANO BEACH GENERAL EMPLOYEES' RETIREMENT SYSTEM STRALEM & COMPANY INC
2850000765	AS CUSTODIAN FOR POMPANO BEACH GENERAL EMPLOYEES' RETIREMENT SYSTEM AMERICAN REALTY ADVISOR
2850000774	AS CUSTODIAN FOR POMPANO BEACH GENERAL EMPLOYEES' RETIREMENT SYSTEM DEPRINCE, RACE & ZOLLO
2850000783	AS CUSTODIAN FOR POMPANO BEACH GENERAL EMPLOYEES' RETIREMENT SYSTEM ATLANTA CAPITAL MANAGEMENT
2850000792	AS CUSTODIAN FOR POMPANO BEACH GENERAL EMPLOYEES' RETIREMENT SYSTEM JP MORGAN INVESTMENTS

## ACCOUNT STATEMENT

Statement Period  
Account Number

09/01/2017 through 09/30/2017  
M87163

### Index Of Related Accounts

THIS REPORT CONSOLIDATES THE ACTIVITY OF  
THE FOLLOWING ACCOUNTS:

ACCOUNT	NAME
2850000809	AS CUSTODIAN FOR POMPANO BEACH GENERAL EMPLOYEES' RETIREMENT SYSTEM PRINCIPAL GLOBAL INVESTORS

# ACCOUNT STATEMENT

Statement Period 09/01/2017 through 09/30/2017  
Account Number M87163

## Schedule Of Adjustments

DESCRIPTION	TRANSACTION DETAIL		
	CASH OR BROKER CASH	MKT / COST BASIS	MKT / COST GAIN / LOSS
OTHER RECEIPTS			
CUSIP# SUN001122			
11/01/2003 (SETTLE 09/14/2017)		5,103,852.47	
RECEIVED 830,283.9927 UNITS		5,103,852.47	
RUSSELL 1000 POOLED INDEX			
FUND-L804 EFFECTIVE 11/01/2003			
TAX LOT ADJUSTMENT TO REFLECT			
NEW ROUNDING PROCESS FOR PARTIAL			
LOTS			
INC CODE: 0			
CUSIP# SUN001122			
12/01/2003 (SETTLE 09/14/2017)		5,470.91	
RECEIVED 686.324 UNITS RUSSELL		5,470.91	
1000 POOLED INDEX FUND-L804			
EFFECTIVE 12/01/2003 TAX LOT			
ADJUSTMENT TO REFLECT NEW			
ROUNDING PROCESS FOR PARTIAL			
LOTS			
INC CODE: 0			
CUSIP# SUN001122			
03/31/2004 (SETTLE 09/14/2017)		1.00	
RECEIVED 10.288 UNITS RUSSELL		1.00	
1000 POOLED INDEX FUND-L804			
EFFECTIVE 03/31/2004 TAX LOT			
ADJUSTMENT TO REFLECT NEW			
ROUNDING PROCESS FOR PARTIAL			
LOTS			
INC CODE: 0			
CUSIP# 3138EQNG3			
12/22/2015 (SETTLE 09/27/2017)		184,889.70	
RECEIVED 178,583.47 UNITS		184,889.70	
FEDERAL NATIONAL MORTGAGE ASSN			
POOL #AL7590 DTD 10/01/2015 3.5%			
10/01/2045 EFFECTIVE 12/22/2015			
ORIGINAL FACE VALUE 220,000.00			
TAX LOT ADJUSTMENT TO REFLECT			
NEW ROUNDING PROCESS FOR PARTIAL			
LOTS			
INC CODE: 0			

## ACCOUNT STATEMENT

Statement Period  
Account Number

09/01/2017 through 09/30/2017  
M87163

### Schedule Of Adjustments

DESCRIPTION	TRANSACTION DETAIL		
	CASH OR BROKER CASH	MKT / COST BASIS	MKT / COST GAIN / LOSS
CUSIP# 3138YWH42			
03/08/2016 (SETTLE 09/27/2017)		409,865.31	
RECEIVED 391,250.35 UNITS		409,865.31	
FEDERAL NATIONAL MTGE ASSN POOL#			
AZ4750 DTD 10/01/2015 3.5%			
10/01/2045 EFFECTIVE 03/08/2016			
ORIGINAL FACE VALUE 485,000.00			
TAX LOT ADJUSTMENT TO REFLECT			
NEW ROUNDING PROCESS FOR PARTIAL			
LOTS			
INC CODE: 0			
CUSIP# SMQ003347			
01/12/2017 (SETTLE 09/14/2017)		12,581,041.14	
RECEIVED 278,015.3662 UNITS		12,581,041.14	
RHUMBLINE S&P SMALL CAP 600			
POOLED INDEX FUND EFFECTIVE			
01/12/2017 TAX LOT ADJUSTMENT TO			
REFLECT NEW ROUNDING PROCESS FOR			
PARTIAL LOTS			
INC CODE: 0			
TOTAL OTHER RECEIPTS		18,285,120.53	
		18,285,120.53	
GRAND TOTAL	0.00	18,285,120.53	0.00
		18,285,120.53	0.00

## ACCOUNT STATEMENT

Statement Period  
Account Number

09/01/2017 through 09/30/2017  
M87163

### Schedule Of Adjustments

#### TRANSACTION SUMMARY

ADJUSTMENTS FOR THE PERIOD 09/01/2017 THROUGH 09/30/2017

	MARKET VALUE ADJUSTMENTS	BASIS ADJUSTMENTS
ENDING VALUE AS OF 08/31/2017	173,526,353.68	132,103,005.76
OTHER RECEIPTS	18,285,120.53	18,285,120.53
ADJUSTED ENDING VALUE AS OF 08/31/2017	191,811,474.21	150,388,126.29

# ACCOUNT STATEMENT

Statement Period  
Account Number

09/01/2017 through 09/30/2017  
M87163

## Schedule Of Adjustments

ADJUSTED BALANCES AS OF 10/11/2017	ASSET SUMMARY			
	ENDING COST BASIS	ADJUSTED COST BASIS	ENDING MARKET VALUE	ADJUSTED MARKET VALUE
	A S S E T S			
CASH	0.00	0.00	0.00	0.00
DUE FROM BROKERS	65,119.39	65,119.39	65,119.39	65,119.39
ACCRUED INCOME	286,150.18	286,150.18	286,150.18	286,150.18
<b>TOTAL CASH &amp; RECEIVABLES</b>	<b>351,269.57</b>	<b>351,269.57</b>	<b>351,269.57</b>	<b>351,269.57</b>
CASH AND EQUIVALENTS				
SHORT TERM INVESTMENTS	4,476,824.49	4,476,824.49	4,476,824.49	4,476,824.49
<b>TOTAL CASH AND EQUIVALENTS</b>	<b>4,476,824.49</b>	<b>4,476,824.49</b>	<b>4,476,824.49</b>	<b>4,476,824.49</b>
EQUITIES				
COMMON STOCK	37,157,433.55	37,157,433.55	48,016,448.72	48,016,448.72
MUTUAL FUNDS - EQUITY	6,853,086.15	6,853,086.15	8,792,588.71	8,792,588.71
<b>TOTAL EQUITIES</b>	<b>44,010,519.70</b>	<b>44,010,519.70</b>	<b>56,809,037.43</b>	<b>56,809,037.43</b>
FIXED				
U S GOVERNMENT OBLIGATIONS	3,558,688.46	3,558,688.46	3,611,777.65	3,611,777.65
MORTGAGE BACKED SECURITIES	7,351,141.96	7,945,896.97	7,382,774.13	7,977,529.14
COLLATERALIZED MORTGAGE OBLIGATI	598,966.03	598,966.03	626,846.75	626,846.75
CORPORATE BONDS	11,537,800.66	11,537,800.66	11,536,046.65	11,536,046.65
<b>TOTAL FIXED</b>	<b>23,046,597.11</b>	<b>23,641,352.12</b>	<b>23,157,445.18</b>	<b>23,752,200.19</b>
INTERNATIONAL				
FOREIGN STOCK	1,530,923.36	1,530,923.36	1,587,634.42	1,587,634.42
MUTUAL FUNDS - INTERNATIONAL	13,290,232.61	13,290,232.61	17,672,466.98	17,672,466.98
<b>TOTAL INTERNATIONAL</b>	<b>14,821,155.97</b>	<b>14,821,155.97</b>	<b>19,260,101.40</b>	<b>19,260,101.40</b>
MISCELLANEOUS ASSETS				
MISCELLANEOUS ASSETS	10,000,000.00	10,000,000.00	19,598,992.74	19,598,992.74
<b>TOTAL MISCELLANEOUS ASSETS</b>	<b>10,000,000.00</b>	<b>10,000,000.00</b>	<b>19,598,992.74</b>	<b>19,598,992.74</b>
PARTNERSHIPS				
PARTNERSHIPS	35,465,033.25	53,155,398.77	49,941,077.20	67,631,442.72
<b>TOTAL PARTNERSHIPS</b>	<b>35,465,033.25</b>	<b>53,155,398.77</b>	<b>49,941,077.20</b>	<b>67,631,442.72</b>
<b>TOTAL HOLDINGS</b>	<b>131,820,130.52</b>	<b>150,105,251.05</b>	<b>173,243,478.44</b>	<b>191,528,598.97</b>
<b>TOTAL ASSETS</b>	<b>132,171,400.09</b>	<b>150,456,520.62</b>	<b>173,594,748.01</b>	<b>191,879,868.54</b>

## ACCOUNT STATEMENT


Statement Period  
Account Number

09/01/2017 through 09/30/2017  
M87163

### Schedule Of Adjustments

ADJUSTED BALANCES AS OF 10/11/2017	ASSET SUMMARY			
	ENDING COST BASIS	ADJUSTED COST BASIS	ENDING MARKET VALUE	ADJUSTED MARKET VALUE
	L I A B I L I T I E S			
DUE TO BROKERS	68,394.33	68,394.33	68,394.33	68,394.33
<b>TOTAL LIABILITIES</b>	<b>68,394.33</b>	<b>68,394.33</b>	<b>68,394.33</b>	<b>68,394.33</b>
<b>TOTAL NET ASSET VALUE</b>	<b>132,103,005.76</b>	<b>150,388,126.29</b>	<b>173,526,353.68</b>	<b>191,811,474.21</b>
<b>TOTAL LIABILITIES AND EQUITY</b>	<b>132,171,400.09</b>	<b>150,456,520.62</b>	<b>173,594,748.01</b>	<b>191,879,868.54</b>

### Adjusted Asset Allocation





# ACCOUNT STATEMENT

Statement Period  
Account Number

09/01/2017 through 09/30/2017  
M87163

## Balance Sheet

	AS OF 09/01/2017		AS OF 09/30/2017	
	COST	MARKET	COST	MARKET
	VALUE	VALUE	VALUE	VALUE
A S S E T S				
CASH	0.00	0.00	0.00	0.00
DUE FROM BROKERS	65,119.39	65,119.39	84,078.03	84,078.03
ACCRUED INCOME	286,150.18	286,150.18	241,731.08	241,731.08
<b>TOTAL CASH &amp; RECEIVABLES</b>	<b>351,269.57</b>	<b>351,269.57</b>	<b>325,809.11</b>	<b>325,809.11</b>
CASH AND EQUIVALENTS				
SHORT TERM INVESTMENTS	4,476,824.49	4,476,824.49	6,094,305.60	6,094,305.60
<b>TOTAL CASH AND EQUIVALENTS</b>	<b>4,476,824.49</b>	<b>4,476,824.49</b>	<b>6,094,305.60</b>	<b>6,094,305.60</b>
EQUITIES				
COMMON STOCK	37,157,433.55	48,016,448.72	35,883,705.94	47,886,696.11
MUTUAL FUNDS - EQUITY	6,853,086.15	8,792,588.71	6,853,086.15	8,926,126.66
<b>TOTAL EQUITIES</b>	<b>44,010,519.70</b>	<b>56,809,037.43</b>	<b>42,736,792.09</b>	<b>56,812,822.77</b>
FIXED				
U S GOVERNMENT OBLIGATIONS	3,558,688.46	3,611,777.65	3,607,865.29	3,614,001.55
MORTGAGE BACKED SECURITIES	7,945,896.97	7,977,529.14	7,260,311.35	7,260,088.78
COLLATERALIZED MORTGAGE OBLIGATI	598,966.03	626,846.75	598,966.03	620,436.11
CORPORATE BONDS	11,537,800.66	11,536,046.65	11,762,735.41	11,701,187.00
<b>TOTAL FIXED</b>	<b>23,641,352.12</b>	<b>23,752,200.19</b>	<b>23,229,878.08</b>	<b>23,195,713.44</b>
INTERNATIONAL				
FOREIGN STOCK	1,530,923.36	1,587,634.42	2,059,847.77	2,106,360.52
MUTUAL FUNDS - INTERNATIONAL	13,290,232.61	17,672,466.98	13,290,232.61	18,288,133.75
<b>TOTAL INTERNATIONAL</b>	<b>14,821,155.97</b>	<b>19,260,101.40</b>	<b>15,350,080.38</b>	<b>20,394,494.27</b>
MISCELLANEOUS ASSETS				
MISCELLANEOUS ASSETS	10,000,000.00	19,598,992.74	10,000,000.00	19,689,685.45
<b>TOTAL MISCELLANEOUS ASSETS</b>	<b>10,000,000.00</b>	<b>19,598,992.74</b>	<b>10,000,000.00</b>	<b>19,689,685.45</b>
PARTNERSHIPS				
PARTNERSHIPS	53,155,398.77	67,631,442.72	35,465,033.25	50,369,292.95
<b>TOTAL PARTNERSHIPS</b>	<b>53,155,398.77</b>	<b>67,631,442.72</b>	<b>35,465,033.25</b>	<b>50,369,292.95</b>
<b>TOTAL HOLDINGS</b>	<b>150,105,251.05</b>	<b>191,528,598.97</b>	<b>132,876,089.40</b>	<b>176,556,314.48</b>
<b>TOTAL ASSETS</b>	<b>150,456,520.62</b>	<b>191,879,868.54</b>	<b>133,201,898.51</b>	<b>176,882,123.59</b>

## ACCOUNT STATEMENT

Statement Period  
Account Number

09/01/2017 through 09/30/2017  
M87163

### Balance Sheet


	AS OF 09/01/2017		AS OF 09/30/2017	
	COST VALUE	MARKET VALUE	COST VALUE	MARKET VALUE
	L I A B I L I T I E S			
DUE TO BROKERS	68,394.33	68,394.33	0.00	0.00
<b>TOTAL LIABILITIES</b>	<b>68,394.33</b>	<b>68,394.33</b>	<b>0.00</b>	<b>0.00</b>
<b>TOTAL NET ASSET VALUE</b>	<b>150,388,126.29</b>	<b>191,811,474.21</b>	<b>133,201,898.51</b>	<b>176,882,123.59</b>
<b>TOTAL LIABILITIES AND EQUITY</b>	<b>150,456,520.62</b>	<b>191,879,868.54</b>	<b>133,201,898.51</b>	<b>176,882,123.59</b>

## ACCOUNT STATEMENT


Statement Period  
Account Number

09/01/2017 through 09/30/2017  
M87163

### Beginning Market Allocation



### Ending Market Allocation



## ACCOUNT STATEMENT

Statement Period  
Account Number

09/01/2017 through 09/30/2017  
M87163

### Summary Of Cash Receipts And Disbursements

#### R E C E I P T S

CASH BALANCE AS OF 09/01/2017		0 . 00
CONTRIBUTIONS		
EMPLOYER CONTRIBUTIONS	81 , 984 . 78	
EMPLOYEE CONTRIBUTIONS	1 , 198 , 157 . 90	
TOTAL CONTRIBUTIONS		1 , 280 , 142 . 68
INCOME RECEIVED		
DIVIDENDS	141 , 852 . 65	
INTEREST	60 , 347 . 29	
TOTAL INCOME RECEIPTS		202 , 199 . 94
OTHER CASH RECEIPTS		2 , 409 , 838 . 36
PROCEEDS FROM THE DISPOSITION OF ASSETS		6 , 013 , 607 . 92
TOTAL RECEIPTS		9 , 905 , 788 . 90

#### D I S B U R S E M E N T S

PAYMENTS TO PARTICIPANTS		
PAYMENTS TO PARTICIPANTS	1 , 036 , 007 . 54	
TOTAL PAYMENTS TO PARTICIPANTS		1 , 036 , 007 . 54
OTHER CASH DISBURSEMENTS		2 , 239 , 076 . 23
COST OF ACQUISITION OF ASSETS		6 , 630 , 705 . 13
TOTAL DISBURSEMENTS		9 , 905 , 788 . 90
CASH BALANCE AS OF 09/30/2017		0 . 00

## ACCOUNT STATEMENT

Statement Period  
Account Number

09/01/2017 through 09/30/2017  
M87163

### Summary Of Fund

MARKET VALUE AS OF 09/01/2017	191,811,474.21
EMPLOYER CONTRIBUTIONS	81,984.78
EMPLOYEE CONTRIBUTIONS	1,198,157.90
DIVIDENDS	141,852.65
INTEREST	60,347.29
LESS BEGINNING ACCRUED INCOME	286,150.18-
ACCRUED INCOME	241,731.08
OTHER RECEIPTS	2,409,838.36
REALIZED GAIN OR LOSS	74,104.90
IN-KIND GAIN OR LOSS REDUCTIONS	7,746,285.33-
UNREALIZED GAIN OR LOSS	11,439,492.70
PAYMENTS TO PARTICIPANTS	1,036,007.54-
OTHER DISBURSEMENTS	2,239,076.23-
NON-CASH DISTRIBUTIONS	19,269,341.00-
TOTAL MARKET VALUE AS OF 09/30/2017	176,882,123.59

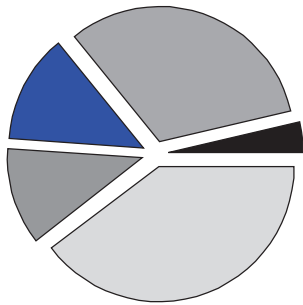
## ACCOUNT STATEMENT

Statement Period  
Account Number

09/01/2017 through 09/30/2017  
M87163

### Summary Of Investments

#### Investment Allocation



3.6%	CASH AND EQUIVALENTS	6,420,114.71
32.1%	EQUITIES	56,812,822.77
13.1%	FIXED	23,195,713.44
11.5%	INTERNATIONAL	20,394,494.27
39.7%	MISCELLANEOUS	70,058,978.40
100.0%	<b>Total</b>	<b>176,882,123.59</b>

### Investment Summary

	Cost	Market Value	% of Acct	Estim Ann Inc	Income Yield
<b>CASH AND EQUIVALENTS</b>					
CASH	325,809.11	325,809.11	0.18	0	0.00
SHORT TERM INVESTMENTS	6,094,305.60	6,094,305.60	3.45	55,458	0.91
<b>TOTAL CASH AND EQUIVALENTS</b>	<b>6,420,114.71</b>	<b>6,420,114.71</b>	<b>3.63</b>	<b>55,458</b>	<b>0.86</b>
<b>EQUITIES</b>					
COMMON STOCK	35,883,705.94	47,886,696.11	27.07	979,493	2.05
MUTUAL FUNDS - EQUITY	6,853,086.15	8,926,126.66	5.05	145,283	1.63
<b>TOTAL EQUITIES</b>	<b>42,736,792.09</b>	<b>56,812,822.77</b>	<b>32.12</b>	<b>1,124,776</b>	<b>1.98</b>
<b>FIXED</b>					
U S GOVERNMENT OBLIGATIONS	3,607,865.29	3,614,001.55	2.04	84,350	2.33

## ACCOUNT STATEMENT

Statement Period  
Account Number

09/01/2017 through 09/30/2017  
M87163

### Summary Of Investments

#### Investment Summary

	Cost	Market Value	% of Acct	Estim Ann Inc	Income Yield
MORTGAGE BACKED SECURITIES	7,260,311.35	7,260,088.78	4.10	255,086	3.51
COLLATERALIZED MORTGAGE OBLIGATIONS	598,966.03	620,436.11	0.35	18,821	3.03
CORPORATE BONDS	11,762,735.41	11,701,187.00	6.62	482,713	4.13
<b>TOTAL FIXED</b>	<b>23,229,878.08</b>	<b>23,195,713.44</b>	<b>13.11</b>	<b>840,970</b>	<b>3.63</b>
<b>INTERNATIONAL</b>					
FOREIGN STOCK	2,059,847.77	2,106,360.52	1.19	45,054	2.14
MUTUAL FUNDS - INTERNATIONAL	13,290,232.61	18,288,133.75	10.34	207,309	1.13
<b>TOTAL INTERNATIONAL</b>	<b>15,350,080.38</b>	<b>20,394,494.27</b>	<b>11.53</b>	<b>252,363</b>	<b>1.24</b>
<b>MISCELLANEOUS</b>					
MISCELLANEOUS ASSETS	10,000,000.00	19,689,685.45	11.13	0	0.00
PARTNERSHIPS	35,465,033.25	50,369,292.95	28.48	0	0.00
<b>TOTAL MISCELLANEOUS</b>	<b>45,465,033.25</b>	<b>70,058,978.40</b>	<b>39.61</b>	<b>0</b>	<b>0.00</b>
<b>Total Fund</b>	<b>133,201,898.51</b>	<b>176,882,123.59</b>	<b>100.00</b>	<b>2,273,567</b>	<b>1.29</b>