

## ACCOUNT STATEMENT

Statement Period  
Account Number

08/01/2017 through 08/31/2017  
M87163

### Table Of Contents

Index Of Related Accounts	1
Balance Sheet	3
Summary Of Cash Receipts And Disbursements	6
Summary Of Fund	7
Investment Review	8
Summary Of Earnings	37
Schedule Of Contributions	39
Schedule Of Income	40
Schedule Of Other Additions	79
Schedule Of Payments To Participants	80
Schedule Of Other Disbursements And Reductions	81
Schedule Of Non-cash Transactions	82
Schedule Of Purchases	83
Schedule Of Realized Gains & Losses	90
Schedule Of Prior Period Trades Settled	107
Schedule Of Pending Trades End Of Period	110
Schedule Of Unrealized Gains & Losses	112
Related Accounts Market Value Summary	143
Schedule Of Brokerage Commissions	145
Schedule Of Purchases By Broker	146
Schedule Of Realized Gains & Losses By Broker	155
Asset Summary As Of 08/31/2017	175

## ACCOUNT STATEMENT

Statement Period  
Account Number

08/01/2017 through 08/31/2017  
M87163

### Index Of Related Accounts

THIS REPORT CONSOLIDATES THE ACTIVITY OF  
THE FOLLOWING ACCOUNTS:

ACCOUNT	NAME
2850000701	AS CUSTODIAN FOR POMPANO BEACH GENERAL EMPLOYEES' RETIREMENT SYSTEM RECEIPTS & DISBURSEMENT ACCOUNT
2850000710	AS CUSTODIAN FOR POMPANO BEACH GENERAL EMPLOYEES' RETIREMENT SYSTEM - MUTUAL FUND ACCOUNT
2850000729	AS CUSTODIAN FOR POMPANO BEACH GENERAL EMPLOYEES' RETIREMENT SYSTEM RHUMLINE ADVISORS
2850000738	AS CUSTODIAN FOR POMPANO BEACH GENERAL EMPLOYEES' RETIREMENT SYSTEM RICHMOND CAPITAL MGMT FIXED
2850000747	AS CUSTODIAN FOR POMPANO BEACH GENERAL EMPLOYEES' RETIREMENT SYSTEM STRALEM & COMPANY INC
2850000765	AS CUSTODIAN FOR POMPANO BEACH GENERAL EMPLOYEES' RETIREMENT SYSTEM AMERICAN REALTY ADVISOR
2850000774	AS CUSTODIAN FOR POMPANO BEACH GENERAL EMPLOYEES' RETIREMENT SYSTEM DEPRINCE, RACE & ZOLLO
2850000783	AS CUSTODIAN FOR POMPANO BEACH GENERAL EMPLOYEES' RETIREMENT SYSTEM ATLANTA CAPITAL MANAGEMENT
2850000792	AS CUSTODIAN FOR POMPANO BEACH GENERAL EMPLOYEES' RETIREMENT SYSTEM JP MORGAN INVESTMENTS

# ACCOUNT STATEMENT

Statement Period 08/01/2017 through 08/31/2017  
Account Number M87163

## Index Of Related Accounts

THIS REPORT CONSOLIDATES THE ACTIVITY OF  
THE FOLLOWING ACCOUNTS:

ACCOUNT	NAME
2850000809	AS CUSTODIAN FOR POMPANO BEACH GENERAL EMPLOYEES' RETIREMENT SYSTEM PRINCIPAL GLOBAL INVESTORS

# ACCOUNT STATEMENT

Statement Period  
Account Number

08/01/2017 through 08/31/2017  
M87163

## Balance Sheet

	AS OF 08/01/2017		AS OF 08/31/2017	
	COST VALUE	MARKET VALUE	COST VALUE	MARKET VALUE
<b>A S S E T S</b>				
CASH	99,972.64	99,972.64	0.00	0.00
DUE FROM BROKERS	460,533.39	460,533.39	65,119.39	65,119.39
ACCRUED INCOME	238,420.07	238,420.07	286,150.18	286,150.18
<b>TOTAL CASH &amp; RECEIVABLES</b>	<b>798,926.10</b>	<b>798,926.10</b>	<b>351,269.57</b>	<b>351,269.57</b>
CASH AND EQUIVALENTS				
SHORT TERM INVESTMENTS	4,559,437.57	4,559,437.57	4,476,824.49	4,476,824.49
<b>TOTAL CASH AND EQUIVALENTS</b>	<b>4,559,437.57</b>	<b>4,559,437.57</b>	<b>4,476,824.49</b>	<b>4,476,824.49</b>
EQUITIES				
COMMON STOCK	37,000,244.92	48,576,802.79	37,157,433.55	48,016,448.72
MUTUAL FUNDS - EQUITY	6,853,086.15	8,712,144.17	6,853,086.15	8,792,588.71
<b>TOTAL EQUITIES</b>	<b>43,853,331.07</b>	<b>57,288,946.96</b>	<b>44,010,519.70</b>	<b>56,809,037.43</b>
FIXED				
U S GOVERNMENT OBLIGATIONS	4,409,657.61	4,429,388.05	3,558,688.46	3,611,777.65
MORTGAGE BACKED SECURITIES	6,917,423.79	6,911,611.04	7,351,141.96	7,382,774.13
COLLATERALIZED MORTGAGE OBLIGATI	598,966.03	621,614.36	598,966.03	626,846.75
CORPORATE BONDS	11,423,950.08	11,414,724.91	11,537,800.66	11,536,046.65
<b>TOTAL FIXED</b>	<b>23,349,997.51</b>	<b>23,377,338.36</b>	<b>23,046,597.11</b>	<b>23,157,445.18</b>
INTERNATIONAL				
FOREIGN BONDS, NOTES & DEBENTURE	180,870.00	151,431.00	0.00	0.00
FOREIGN STOCK	1,822,904.12	1,780,555.30	1,530,923.36	1,587,634.42
MUTUAL FUNDS - INTERNATIONAL	13,290,232.61	17,660,177.18	13,290,232.61	17,672,466.98
<b>TOTAL INTERNATIONAL</b>	<b>15,294,006.73</b>	<b>19,592,163.48</b>	<b>14,821,155.97</b>	<b>19,260,101.40</b>
MISCELLANEOUS ASSETS				
MISCELLANEOUS ASSETS	10,000,000.00	19,428,030.88	10,000,000.00	19,598,992.74
<b>TOTAL MISCELLANEOUS ASSETS</b>	<b>10,000,000.00</b>	<b>19,428,030.88</b>	<b>10,000,000.00</b>	<b>19,598,992.74</b>
PARTNERSHIPS				
PARTNERSHIPS	35,451,792.44	49,733,348.76	35,465,033.25	49,941,077.20
<b>TOTAL PARTNERSHIPS</b>	<b>35,451,792.44</b>	<b>49,733,348.76</b>	<b>35,465,033.25</b>	<b>49,941,077.20</b>
<b>TOTAL HOLDINGS</b>	<b>132,508,565.32</b>	<b>173,979,266.01</b>	<b>131,820,130.52</b>	<b>173,243,478.44</b>
<b>TOTAL ASSETS</b>	<b>133,307,491.42</b>	<b>174,778,192.11</b>	<b>132,171,400.09</b>	<b>173,594,748.01</b>

## ACCOUNT STATEMENT

Statement Period  
Account Number

08/01/2017 through 08/31/2017  
M87163

### Balance Sheet

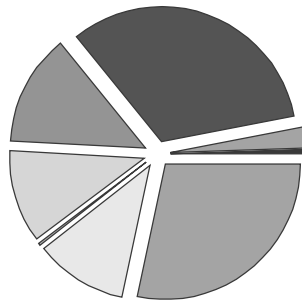
	AS OF 08/01/2017		AS OF 08/31/2017	
	COST VALUE	MARKET VALUE	COST VALUE	MARKET VALUE
	L I A B I L I T I E S			
DUE TO BROKERS	410,105.08	410,105.08	68,394.33	68,394.33
TOTAL LIABILITIES	410,105.08	410,105.08	68,394.33	68,394.33
TOTAL NET ASSET VALUE	132,897,386.34	174,368,087.03	132,103,005.76	173,526,353.68
TOTAL LIABILITIES AND EQUITY	133,307,491.42	174,778,192.11	132,171,400.09	173,594,748.01

## ACCOUNT STATEMENT

Statement Period  
Account Number

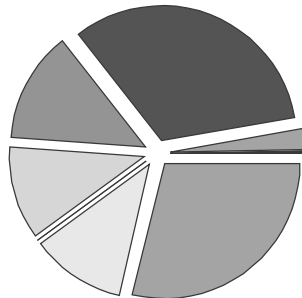
08/01/2017 through 08/31/2017  
M87163

### Beginning Market Allocation



0.5%	CASH & RECEIVABLES	798,926.10
2.6%	CASH AND EQUIVALENTS	4,559,437.57
32.8%	EQUITIES	57,288,946.96
13.4%	FIXED	23,377,338.36
11.2%	INTERNATIONAL	19,592,163.48
0.2%	LIABILITIES	410,105.08-
11.2%	MISCELLANEOUS ASSETS	19,428,030.88
28.5%	PARTNERSHIPS	49,733,348.76
100.0%	Total	174,368,087.03

### Ending Market Allocation



0.2%	CASH & RECEIVABLES	351,269.57
2.6%	CASH AND EQUIVALENTS	4,476,824.49
32.7%	EQUITIES	56,809,037.43
13.3%	FIXED	23,157,445.18
11.1%	INTERNATIONAL	19,260,101.40
0.0%	LIABILITIES	68,394.33-
11.3%	MISCELLANEOUS ASSETS	19,598,992.74
28.8%	PARTNERSHIPS	49,941,077.20
100.0%	Total	173,526,353.68

## ACCOUNT STATEMENT

Statement Period  
Account Number

08/01/2017 through 08/31/2017  
M87163

### Summary Of Cash Receipts And Disbursements

#### R E C E I P T S

CASH BALANCE AS OF 08/01/2017		99,972.64
CONTRIBUTIONS		
EMPLOYER CONTRIBUTIONS	1,017.64	
EMPLOYEE CONTRIBUTIONS	197,863.77	
TOTAL CONTRIBUTIONS		198,881.41
INCOME RECEIVED		
DIVIDENDS	43,536.79	
INTEREST	113,042.67	
TOTAL INCOME RECEIPTS		156,579.46
OTHER CASH RECEIPTS		41,649.17
PROCEEDS FROM THE DISPOSITION OF ASSETS		3,736,428.25
TOTAL RECEIPTS		4,133,538.29

#### D I S B U R S E M E N T S

PAYMENTS TO PARTICIPANTS		
PAYMENTS TO PARTICIPANTS	1,033,130.46	
TOTAL PAYMENTS TO PARTICIPANTS		1,033,130.46
OTHER CASH DISBURSEMENTS		120,566.67
COST OF ACQUISITION OF ASSETS		3,079,813.80
TOTAL DISBURSEMENTS		4,233,510.93
CASH BALANCE AS OF 08/31/2017		0.00

## ACCOUNT STATEMENT

Statement Period  
Account Number

08/01/2017 through 08/31/2017  
M87163

### Summary Of Fund

MARKET VALUE AS OF 08/01/2017	174,368,087.03
EMPLOYER CONTRIBUTIONS	1,017.64
EMPLOYEE CONTRIBUTIONS	197,863.77
DIVIDENDS	43,536.79
INTEREST	113,042.67
LESS BEGINNING ACCRUED INCOME	238,420.07-
ACCRUED INCOME	286,150.18
OTHER RECEIPTS	41,649.17
REALIZED GAIN OR LOSS	60,298.93-
IN-KIND GAIN OR LOSS REDUCTIONS	584.64
UNREALIZED GAIN OR LOSS	45,119.93-
PAYMENTS TO PARTICIPANTS	1,033,130.46-
OTHER DISBURSEMENTS	120,566.67-
NON-CASH DISTRIBUTIONS	28,042.15-
TOTAL MARKET VALUE AS OF 08/31/2017	173,526,353.68



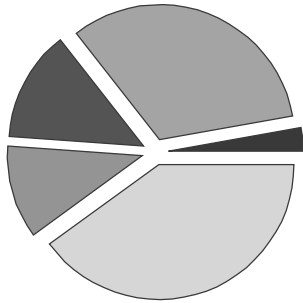
## ACCOUNT STATEMENT

Statement Period  
Account Number

08/01/2017 through 08/31/2017  
M87163

### Summary Of Investments

#### Investment Allocation



2.7%	CASH AND EQUIVALENTS	4,759,699.73
32.8%	EQUITIES	56,809,037.43
13.3%	FIXED	23,157,445.18
11.1%	INTERNATIONAL	19,260,101.40
40.1%	MISCELLANEOUS	69,540,069.94
100.0%	<b>Total</b>	<b>173,526,353.68</b>

#### Investment Summary

	Cost	Market Value	% of Acct	Estim Ann Inc	Income Yield
<b>CASH AND EQUIVALENTS</b>					
CASH	282,875.24	282,875.24	0.16	0	0.00
SHORT TERM INVESTMENTS	4,476,824.49	4,476,824.49	2.58	39,844	0.89
<b>TOTAL CASH AND EQUIVALENTS</b>	<b>4,759,699.73</b>	<b>4,759,699.73</b>	<b>2.74</b>	<b>39,844</b>	<b>0.84</b>
<b>EQUITIES</b>					
COMMON STOCK	37,157,433.55	48,016,448.72	27.67	1,024,881	2.13
MUTUAL FUNDS - EQUITY	6,853,086.15	8,792,588.71	5.07	145,283	1.65
<b>TOTAL EQUITIES</b>	<b>44,010,519.70</b>	<b>56,809,037.43</b>	<b>32.74</b>	<b>1,170,164</b>	<b>2.06</b>
<b>FIXED</b>					
U S GOVERNMENT OBLIGATIONS	3,558,688.46	3,611,777.65	2.08	84,150	2.33

## ACCOUNT STATEMENT

Statement Period  
Account Number

08/01/2017 through 08/31/2017  
M87163

### Summary Of Investments

#### Investment Summary

	Cost	Market Value	% of Acct	Estim Ann Inc	Income Yield
MORTGAGE BACKED SECURITIES	7,351,141.96	7,382,774.13	4.25	258,384	3.50
COLLATERALIZED MORTGAGE OBLIGATIONS	598,966.03	626,846.75	0.36	18,821	3.00
CORPORATE BONDS	11,537,800.66	11,536,046.65	6.65	477,876	4.14
<b>TOTAL FIXED</b>	<b>23,046,597.11</b>	<b>23,157,445.18</b>	<b>13.35</b>	<b>839,231</b>	<b>3.62</b>
<b>INTERNATIONAL</b>					
FOREIGN STOCK	1,530,923.36	1,587,634.42	0.91	39,402	2.48
MUTUAL FUNDS - INTERNATIONAL	13,290,232.61	17,672,466.98	10.18	207,309	1.17
<b>TOTAL INTERNATIONAL</b>	<b>14,821,155.97</b>	<b>19,260,101.40</b>	<b>11.10</b>	<b>246,711</b>	<b>1.28</b>
<b>MISCELLANEOUS</b>					
MISCELLANEOUS ASSETS	10,000,000.00	19,598,992.74	11.29	0	0.00
PARTNERSHIPS	35,465,033.25	49,941,077.20	28.78	0	0.00
<b>TOTAL MISCELLANEOUS</b>	<b>45,465,033.25</b>	<b>69,540,069.94</b>	<b>40.07</b>	<b>0</b>	<b>0.00</b>
<b>Total Fund</b>	<b>132,103,005.76</b>	<b>173,526,353.68</b>	<b>100.00</b>	<b>2,295,949</b>	<b>1.32</b>