

## ACCOUNT STATEMENT

Statement Period  
Account Number

06/01/2016 through 06/30/2016  
M87163

### Table Of Contents

Index Of Related Accounts	1
Schedule Of Adjustments	3
Balance Sheet	7
Summary Of Cash Receipts And Disbursements	10
Summary Of Fund	11
Investment Review	12
Summary Of Earnings	47
Schedule Of Contributions	49
Schedule Of Income	50
Schedule Of Other Additions	99
Schedule Of Payments To Participants	101
Schedule Of Fees And Other Expenses	102
Schedule Of Other Disbursements And Reductions	103
Schedule Of Non-cash Transactions	104
Schedule Of Purchases	105
Schedule Of Realized Gains & Losses	120
Schedule Of Prior Period Trades Settled	147
Schedule Of Pending Trades End Of Period	149
Schedule Of Unrealized Gains & Losses	155
Related Accounts Market Value Summary	193
Schedule Of Brokerage Commissions	196
Schedule Of Purchases By Broker	197
Schedule Of Realized Gains & Losses By Broker	220
Asset Summary As Of 06/30/2016	259

## ACCOUNT STATEMENT

Statement Period  
Account Number

06/01/2016 through 06/30/2016  
M87163

### Index Of Related Accounts

THIS REPORT CONSOLIDATES THE ACTIVITY OF  
THE FOLLOWING ACCOUNTS:

ACCOUNT	NAME
2850000701	AS CUSTODIAN FOR POMPANO BEACH GENERAL EMPLOYEES' RETIREMENT SYSTEM RECEIPTS & DISBURSEMENT ACCOUNT
2850000710	AS CUSTODIAN FOR POMPANO BEACH GENERAL EMPLOYEES' RETIREMENT SYSTEM - MUTUAL FUND ACCOUNT
2850000729	AS CUSTODIAN FOR POMPANO BEACH GENERAL EMPLOYEES' RETIREMENT SYSTEM RHUMLINE ADVISORS
2850000738	AS CUSTODIAN FOR POMPANO BEACH GENERAL EMPLOYEES' RETIREMENT SYSTEM RICHMOND CAPITAL MGMT FIXED
2850000747	AS CUSTODIAN FOR POMPANO BEACH GENERAL EMPLOYEES' RETIREMENT SYSTEM STRALEM & COMPANY INC
2850000756	AS CUSTODIAN FOR POMPANO BEACH GENERAL EMPLOYEES' RETIREMENT SYSTEM VICTORY CAPITAL MGMT
2850000765	AS CUSTODIAN FOR POMPANO BEACH GENERAL EMPLOYEES' RETIREMENT SYSTEM AMERICAN REALTY ADVISOR
2850000774	AS CUSTODIAN FOR POMPANO BEACH GENERAL EMPLOYEES' RETIREMENT SYSTEM DEPRINCE, RACE & ZOLLO
2850000783	AS CUSTODIAN FOR POMPANO BEACH GENERAL EMPLOYEES' RETIREMENT SYSTEM ATLANTA CAPITAL MANAGEMENT

# ACCOUNT STATEMENT

Statement Period 06/01/2016 through 06/30/2016  
Account Number M87163

## Index Of Related Accounts

THIS REPORT CONSOLIDATES THE ACTIVITY OF  
THE FOLLOWING ACCOUNTS:

ACCOUNT	NAME
2850000792	AS CUSTODIAN FOR POMPANO BEACH GENERAL EMPLOYEES' RETIREMENT SYSTEM JP MORGAN INVESTMENTS
2850000809	AS CUSTODIAN FOR POMPANO BEACH GENERAL EMPLOYEES' RETIREMENT SYSTEM PRINCIPAL GLOBAL INVESTORS

## ACCOUNT STATEMENT

Statement Period  
Account Number

06/01/2016 through 06/30/2016  
M87163

### Schedule Of Adjustments

DESCRIPTION	TRANSACTION DETAIL		
	CASH OR BROKER CASH	MKT / COST BASIS	MKT / COST GAIN / LOSS
UNREALIZED GAIN OR LOSS			
CUSIP# 69447T771			
05/31/2016 (SETTLE 06/02/2016)	6,985.33 -	6,985.33	
PURCHASED 705.589 SHS PACIFIC		6,985.33	
LIFE FLOATING RATE INCOME FUND			
ON 05/31/2016 AT 9.90 FOR			
REINVESTMENT			
TOTAL UNREALIZED GAIN OR LOSS	6,985.33 -	6,985.33	
		6,985.33	
OTHER DISBURSEMENTS			
05/02/2016	2,623.27		
ACH DEPOSIT OF PENSION PAYMENT			
357 PARTICIPANT(S) IN PLAN			
TOTAL OTHER DISBURSEMENTS	2,623.27		
GRAND TOTAL	4,362.06 -	6,985.33	0.00
		6,985.33	0.00
TOTAL CASH	2,623.27		
TOTAL DUE TO BKR	6,985.33		

NOTE: GAIN/LOSS TOTALS ARE THE SUM OF GAIN/LOSS AMOUNTS FROM INDIVIDUAL ADJUSTMENTS.

## ACCOUNT STATEMENT

Statement Period  
Account Number

06/01/2016 through 06/30/2016  
M87163

### Schedule Of Adjustments

#### TRANSACTION SUMMARY

ADJUSTMENTS FOR THE PERIOD 06/01/2016 THROUGH 06/30/2016

	MARKET VALUE ADJUSTMENTS	BASIS ADJUSTMENTS
ENDING VALUE AS OF 05/31/2016	160,281,488.45	124,403,382.53
OTHER DISBURSEMENTS	2,623.27	2,623.27
ADJUSTED ENDING VALUE AS OF 05/31/2016	160,284,111.72	124,406,005.80

# ACCOUNT STATEMENT

Statement Period  
Account Number

06/01/2016 through 06/30/2016  
M87163

## Schedule Of Adjustments

ADJUSTED BALANCES AS OF 07/14/2016	ASSET SUMMARY			
	ENDING COST BASIS	ADJUSTED COST BASIS	ENDING MARKET VALUE	ADJUSTED MARKET VALUE
	A S S E T S			
CASH	0.00	2,623.27	0.00	2,623.27
DUE FROM BROKERS	107,967.66	107,967.66	107,967.66	107,967.66
ACCRUED INCOME	322,598.52	322,598.52	322,598.52	322,598.52
<b>TOTAL CASH &amp; RECEIVABLES</b>	<b>430,566.18</b>	<b>433,189.45</b>	<b>430,566.18</b>	<b>433,189.45</b>
CASH AND EQUIVALENTS				
SHORT TERM INVESTMENTS	3,263,613.59	3,263,613.59	3,263,613.59	3,263,613.59
<b>TOTAL CASH AND EQUIVALENTS</b>	<b>3,263,613.59</b>	<b>3,263,613.59</b>	<b>3,263,613.59</b>	<b>3,263,613.59</b>
EQUITIES				
COMMON STOCK	44,946,606.49	44,946,606.49	55,843,099.85	55,843,099.85
MUTUAL FUNDS - EQUITY	6,706,983.25	6,706,983.25	7,464,983.82	7,464,983.82
<b>TOTAL EQUITIES</b>	<b>51,653,589.74</b>	<b>51,653,589.74</b>	<b>63,308,083.67</b>	<b>63,308,083.67</b>
FIXED				
U S GOVERNMENT OBLIGATIONS	1,123,263.70	1,123,263.70	1,131,290.50	1,131,290.50
MORTGAGE BACKED SECURITIES	6,685,672.92	6,685,672.92	6,776,216.68	6,776,216.68
COLLATERALIZED MORTGAGE OBLIGATI	819,069.16	819,069.16	854,205.34	854,205.34
CORPORATE BONDS	14,426,800.66	14,426,800.66	14,485,194.15	14,485,194.15
MUTUAL FUNDS - FIXED INCOME	76,453.68	83,439.01	2,069,510.95	2,076,496.28
<b>TOTAL FIXED</b>	<b>23,131,260.12</b>	<b>23,138,245.45</b>	<b>25,316,417.62</b>	<b>25,323,402.95</b>
INTERNATIONAL				
FOREIGN BONDS, NOTES & DEBENTURE	180,870.00	180,870.00	159,276.00	159,276.00
FOREIGN STOCK	1,298,706.62	1,298,706.62	1,618,286.95	1,618,286.95
MUTUAL FUNDS - INTERNATIONAL	12,795,026.33	12,795,026.33	14,344,865.94	14,344,865.94
<b>TOTAL INTERNATIONAL</b>	<b>14,274,602.95</b>	<b>14,274,602.95</b>	<b>16,122,428.89</b>	<b>16,122,428.89</b>
MISCELLANEOUS ASSETS				
MISCELLANEOUS ASSETS	10,000,000.00	10,000,000.00	17,583,967.27	17,583,967.27
<b>TOTAL MISCELLANEOUS ASSETS</b>	<b>10,000,000.00</b>	<b>10,000,000.00</b>	<b>17,583,967.27</b>	<b>17,583,967.27</b>
PARTNERSHIPS				
PARTNERSHIPS	21,753,594.62	21,753,594.62	34,360,255.90	34,360,255.90
<b>TOTAL PARTNERSHIPS</b>	<b>21,753,594.62</b>	<b>21,753,594.62</b>	<b>34,360,255.90</b>	<b>34,360,255.90</b>
<b>TOTAL HOLDINGS</b>	<b>124,076,661.02</b>	<b>124,083,646.35</b>	<b>159,954,766.94</b>	<b>159,961,752.27</b>
<b>TOTAL ASSETS</b>	<b>124,507,227.20</b>	<b>124,516,835.80</b>	<b>160,385,333.12</b>	<b>160,394,941.72</b>

## ACCOUNT STATEMENT

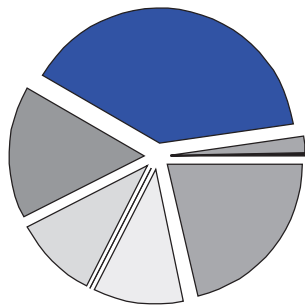
Statement Period  
Account Number

06/01/2016 through 06/30/2016  
M87163

### Schedule Of Adjustments

ADJUSTED BALANCES AS OF 07/14/2016	ASSET SUMMARY			
	ENDING COST BASIS	ADJUSTED COST BASIS	ENDING MARKET VALUE	ADJUSTED MARKET VALUE
	L I A B I L I T I E S			
DUE TO BROKERS	103,844.67	110,830.00	103,844.67	110,830.00
<b>TOTAL LIABILITIES</b>	<b>103,844.67</b>	<b>110,830.00</b>	<b>103,844.67</b>	<b>110,830.00</b>
<b>TOTAL NET ASSET VALUE</b>	<b>124,403,382.53</b>	<b>124,406,005.80</b>	<b>160,281,488.45</b>	<b>160,284,111.72</b>
<b>TOTAL LIABILITIES AND EQUITY</b>	<b>124,507,227.20</b>	<b>124,516,835.80</b>	<b>160,385,333.12</b>	<b>160,394,941.72</b>

### Adjusted Asset Allocation



0.3%	CASH & RECEIVABLES	433,189.45
2.0%	CASH AND EQUIVALENTS	3,263,613.59
39.5%	EQUITIES	63,308,083.67
15.8%	FIXED	25,323,402.95
10.1%	INTERNATIONAL	16,122,428.89
0.1-%	LIABILITIES	110,830.00-
11.0%	MISCELLANEOUS ASSETS	17,583,967.27
21.4%	PARTNERSHIPS	34,360,255.90
<b>100.0%</b>	<b>Total</b>	<b>160,284,111.72</b>

# ACCOUNT STATEMENT

Statement Period  
Account Number

06/01/2016 through 06/30/2016  
M87163

## Balance Sheet

	AS OF 06/01/2016		AS OF 06/30/2016	
	COST VALUE	MARKET VALUE	COST VALUE	MARKET VALUE
<b>A S S E T S</b>				
CASH	2,623.27	2,623.27	302,865.72	302,865.72
DUE FROM BROKERS	107,967.66	107,967.66	369,063.80	369,063.80
ACCRUED INCOME	322,598.52	322,598.52	258,866.58	258,866.58
<b>TOTAL CASH &amp; RECEIVABLES</b>	<b>433,189.45</b>	<b>433,189.45</b>	<b>930,796.10</b>	<b>930,796.10</b>
CASH AND EQUIVALENTS				
SHORT TERM INVESTMENTS	3,263,613.59	3,263,613.59	5,808,578.36	5,808,578.36
<b>TOTAL CASH AND EQUIVALENTS</b>	<b>3,263,613.59</b>	<b>3,263,613.59</b>	<b>5,808,578.36</b>	<b>5,808,578.36</b>
EQUITIES				
COMMON STOCK	44,946,606.49	55,843,099.85	44,299,121.76	54,417,954.85
MUTUAL FUNDS - EQUITY	6,706,983.25	7,464,983.82	6,587,584.41	7,201,678.83
<b>TOTAL EQUITIES</b>	<b>51,653,589.74</b>	<b>63,308,083.67</b>	<b>50,886,706.17</b>	<b>61,619,633.68</b>
FIXED				
U S GOVERNMENT OBLIGATIONS	1,123,263.70	1,131,290.50	763,341.52	787,940.00
MORTGAGE BACKED SECURITIES	6,685,672.92	6,776,216.68	6,877,950.44	7,018,428.98
COLLATERALIZED MORTGAGE OBLIGATI	819,069.16	854,205.34	819,069.16	865,409.66
CORPORATE BONDS	14,426,800.66	14,485,194.15	14,306,932.66	14,454,681.10
MUTUAL FUNDS - FIXED INCOME	83,439.01	2,076,496.28	0.00	0.00
<b>TOTAL FIXED</b>	<b>23,138,245.45</b>	<b>25,323,402.95</b>	<b>22,767,293.78</b>	<b>23,126,459.74</b>
INTERNATIONAL				
FOREIGN BONDS, NOTES & DEBENTURE	180,870.00	159,276.00	180,870.00	158,949.00
FOREIGN STOCK	1,298,706.62	1,618,286.95	1,242,326.85	1,557,161.90
MUTUAL FUNDS - INTERNATIONAL	12,795,026.33	14,344,865.94	12,795,026.33	13,621,920.10
<b>TOTAL INTERNATIONAL</b>	<b>14,274,602.95</b>	<b>16,122,428.89</b>	<b>14,218,223.18</b>	<b>15,338,031.00</b>
MISCELLANEOUS ASSETS				
MISCELLANEOUS ASSETS	10,000,000.00	17,583,967.27	10,000,000.00	17,744,401.73
<b>TOTAL MISCELLANEOUS ASSETS</b>	<b>10,000,000.00</b>	<b>17,583,967.27</b>	<b>10,000,000.00</b>	<b>17,744,401.73</b>
PARTNERSHIPS				
PARTNERSHIPS	21,753,594.62	34,360,255.90	22,372,754.26	34,404,514.90
<b>TOTAL PARTNERSHIPS</b>	<b>21,753,594.62</b>	<b>34,360,255.90</b>	<b>22,372,754.26</b>	<b>34,404,514.90</b>
<b>TOTAL HOLDINGS</b>	<b>124,083,646.35</b>	<b>159,961,752.27</b>	<b>126,053,555.75</b>	<b>158,041,619.41</b>
<b>TOTAL ASSETS</b>	<b>124,516,835.80</b>	<b>160,394,941.72</b>	<b>126,984,351.85</b>	<b>158,972,415.51</b>



## ACCOUNT STATEMENT

Statement Period  
Account Number

06/01/2016 through 06/30/2016  
M87163

### Balance Sheet


	AS OF 06/01/2016		AS OF 06/30/2016	
	COST VALUE	MARKET VALUE	COST VALUE	MARKET VALUE
	L I A B I L I T I E S			
DUE TO BROKERS	110,830.00	110,830.00	146,891.81	146,891.81
<b>TOTAL LIABILITIES</b>	<b>110,830.00</b>	<b>110,830.00</b>	<b>146,891.81</b>	<b>146,891.81</b>
<b>TOTAL NET ASSET VALUE</b>	<b>124,406,005.80</b>	<b>160,284,111.72</b>	<b>126,837,460.04</b>	<b>158,825,523.70</b>
<b>TOTAL LIABILITIES AND EQUITY</b>	<b>124,516,835.80</b>	<b>160,394,941.72</b>	<b>126,984,351.85</b>	<b>158,972,415.51</b>

## ACCOUNT STATEMENT


Statement Period  
Account Number

06/01/2016 through 06/30/2016  
M87163

### Beginning Market Allocation



### Ending Market Allocation



## ACCOUNT STATEMENT

Statement Period  
Account Number

06/01/2016 through 06/30/2016  
M87163

### Summary Of Cash Receipts And Disbursements

#### R E C E I P T S

CASH BALANCE AS OF 06/01/2016		2,623.27
CONTRIBUTIONS		
EMPLOYER CONTRIBUTIONS	26,118.88	
EMPLOYEE CONTRIBUTIONS	292,857.69	
TOTAL CONTRIBUTIONS		318,976.57
INCOME RECEIVED		
DIVIDENDS	374,809.68	
INTEREST	83,521.11	
TOTAL INCOME RECEIPTS		458,330.79
OTHER CASH RECEIPTS		4,057,191.99
PROCEEDS FROM THE DISPOSITION OF ASSETS		10,412,942.46
TOTAL RECEIPTS		15,247,441.81

#### D I S B U R S E M E N T S

PAYMENTS TO PARTICIPANTS		
PAYMENTS TO PARTICIPANTS	891,166.08	
TOTAL PAYMENTS TO PARTICIPANTS		891,166.08
FEES AND OTHER EXPENSES		
MISCELLANEOUS EXPENSES	64.63	
TOTAL FEES AND OTHER EXPENSES		64.63
OTHER CASH DISBURSEMENTS		4,102,063.78
COST OF ACQUISITION OF ASSETS		9,953,904.87
TOTAL DISBURSEMENTS		14,947,199.36
CASH BALANCE AS OF 06/30/2016		302,865.72

## ACCOUNT STATEMENT

Statement Period  
Account Number

06/01/2016 through 06/30/2016  
M87163

### Summary Of Fund

**MARKET VALUE AS OF 06/01/2016**

**160,284,111.72**

EMPLOYER CONTRIBUTIONS	26,118.88
EMPLOYEE CONTRIBUTIONS	292,857.69
DIVIDENDS	374,809.68
INTEREST	83,521.11
LESS BEGINNING ACCRUED INCOME	322,598.52-
ACCRUED INCOME	258,866.58
OTHER RECEIPTS	4,057,191.99
REALIZED GAIN OR LOSS	28,513.14-
UNREALIZED GAIN OR LOSS	1,207,547.80-
PAYMENTS TO PARTICIPANTS	891,166.08-
MISCELLANEOUS EXPENSES	64.63-
OTHER DISBURSEMENTS	4,102,063.78-

**TOTAL MARKET VALUE AS OF 06/30/2016**

**158,825,523.70**

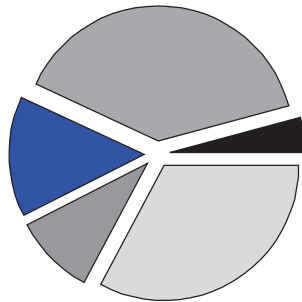
## ACCOUNT STATEMENT

Statement Period  
Account Number

06/01/2016 through 06/30/2016  
M87163

### Summary Of Investments

#### Investment Allocation



4.2%	CASH AND EQUIVALENTS	6,592,482.65
38.8%	EQUITIES	61,619,633.68
14.5%	FIXED	23,126,459.74
9.7%	INTERNATIONAL	15,338,031.00
32.8%	MISCELLANEOUS	52,148,916.63
100.0%	<b>Total</b>	<b>158,825,523.70</b>

### Investment Summary

	Cost	Market Value	% of Acct	Estim Ann Inc	Income Yield
<b>CASH AND EQUIVALENTS</b>					
CASH	783,904.29	783,904.29	0.49	0	0.00
SHORT TERM INVESTMENTS	5,808,578.36	5,808,578.36	3.66	10,455	0.18
<b>TOTAL CASH AND EQUIVALENTS</b>	<b>6,592,482.65</b>	<b>6,592,482.65</b>	<b>4.15</b>	<b>10,455</b>	<b>0.16</b>
<b>EQUITIES</b>					
COMMON STOCK	44,299,121.76	54,417,954.85	34.26	1,075,810	1.98
MUTUAL FUNDS - EQUITY	6,587,584.41	7,201,678.83	4.53	154,744	2.15
<b>TOTAL EQUITIES</b>	<b>50,886,706.17</b>	<b>61,619,633.68</b>	<b>38.80</b>	<b>1,230,554</b>	<b>2.00</b>
<b>FIXED</b>					
U S GOVERNMENT OBLIGATIONS	763,341.52	787,940.00	0.50	13,963	1.77

## ACCOUNT STATEMENT

Statement Period  
Account Number

06/01/2016 through 06/30/2016  
M87163

### Summary Of Investments

#### Investment Summary

	Cost	Market Value	% of Acct	Estim Ann Inc	Income Yield
MORTGAGE BACKED SECURITIES	6,877,950.44	7,018,428.98	4.42	246,563	3.51
COLLATERALIZED MORTGAGE OBLIGATIONS	819,069.16	865,409.66	0.54	21,065	2.43
CORPORATE BONDS	14,306,932.66	14,454,681.10	9.10	618,042	4.28
<b>TOTAL FIXED</b>	<b>22,767,293.78</b>	<b>23,126,459.74</b>	<b>14.56</b>	<b>899,633</b>	<b>3.89</b>
<b>INTERNATIONAL</b>					
FOREIGN BONDS, NOTES & DEBENTURES	180,870.00	158,949.00	0.10	8,625	5.43
FOREIGN STOCK	1,242,326.85	1,557,161.90	0.98	38,410	2.47
MUTUAL FUNDS - INTERNATIONAL	12,795,026.33	13,621,920.10	8.58	248,978	1.83
<b>TOTAL INTERNATIONAL</b>	<b>14,218,223.18</b>	<b>15,338,031.00</b>	<b>9.66</b>	<b>296,013</b>	<b>1.93</b>
<b>MISCELLANEOUS</b>					
MISCELLANEOUS ASSETS	10,000,000.00	17,744,401.73	11.17	0	0.00
PARTNERSHIPS	22,372,754.26	34,404,514.90	21.66	0	0.00
<b>TOTAL MISCELLANEOUS</b>	<b>32,372,754.26</b>	<b>52,148,916.63</b>	<b>32.83</b>	<b>0</b>	<b>0.00</b>
<b>Total Fund</b>	<b>126,837,460.04</b>	<b>158,825,523.70</b>	<b>100.00</b>	<b>2,436,655</b>	<b>1.53</b>