



POMPANO BCH GE RET SYSTEM
ATTN: MADELENE L KLEIN
555 SOUTH ANDREWS AVE STE. 106
POMPANO BEACH FL 33069

ACCOUNT NUMBER:

M01438



ACCOUNT STATEMENT-704

Statement Period
Account Number

05/01/2015 through 05/31/2015
M01438
POMPANO BEACH GE CONS EXCLUD JPM

Table Of Contents

| | |
|------------------------------|----|
| Index Of Related Accounts | 1 |
| Changes To Prior Period | 3 |
| Balance Sheet | 7 |
| Market Value Reconciliation | 9 |
| Summary Of Cash Transactions | 10 |

Statement Period
Account Number

05/01/2015 through 05/31/2015
M01438
POMPANO BEACH GE CONS EXCLUD JPM

Index Of Related Accounts

THIS REPORT CONSOLIDATES THE ACTIVITY OF
THE FOLLOWING ACCOUNTS:

| ACCOUNT | NAME |
|------------|---|
| 3040001191 | SALEM TRUST COMPANY AS CUSTODIAN FOR POMPANO BEACH GENERAL EMPLOYEES RETIREMENT SYSTEM AMERICAN REALTY ADVISORS POMPANO BEACH GE / AMERICAN REALTY |
| 3040033629 | SALEM TRUST COMPANY AS CUSTODIAN FOR POMPANO BEACH GENERAL EMPLOYEES RETIREMENT SYSTEM RICHMOND CAPITAL MGMT - FIXED POMPANO BEACH GE / RICHMOND FIXED |
| 3040034227 | SALEM TRUST COMPANY AS CUSTODIAN FOR POMPANO BEACH GENERAL EMPLOYEES RETIREMENT SYSTEM RECEIPT & DISBURSEMENT ACCOUNT POMPANO BEACH GE / R & D |
| 3040034673 | SALEM TRUST COMPANY AS CUSTODIAN FOR POMPANO BEACH GENERAL EMPLOYEES RETIREMENT SYSTEM RHUMBLINE ADVISERS / R1000 CORE POMPANO BEACH GE / RHUMBLINE |
| 3040036635 | SALEM TRUST COMPANY AS CUSTODIAN FOR POMPANO BEACH GENERAL EMPLOYEES RETIREMENT SYSTEM DEPRINCE, RACE & ZOLLO POMPANO BEACH GE / DRZ |
| 3040036644 | SALEM TRUST COMPANY AS CUSTODIAN FOR POMPANO BEACH GENERAL EMPLOYEES RETIREMENT SYSTEM MUTUAL FUND POMPANO BEACH GE / MUTUAL FUND |

Statement Period
Account Number

05/01/2015 through 05/31/2015
M01438
POMPANO BEACH GE CONS EXCLUD JPM

Index Of Related Accounts

THIS REPORT CONSOLIDATES THE ACTIVITY OF
THE FOLLOWING ACCOUNTS:

| ACCOUNT | NAME |
|------------|--|
| 3040051831 | SALEM TRUST COMPANY AS CUSTODIAN FOR POMPANO GENERAL EMPLOYEES RETIREMENT SYSTEM PRINCIPAL GLOBAL INVESTORS POMPANO BEACH GE / PRINCIPAL GLOBAL |
| 3040054106 | SALEM TRUST COMPANY AS CUSTODIAN FOR POMPANO BEACH GENERAL EMPLOYEES RETIREMENT SYSTEM VICTORY CAPITAL MANAGEMENT POMPANO BEACH GE / VICTORY |
| 3040064729 | SALEM TRUST COMPANY AS CUSTODIAN FOR POMPANO BEACH GENERAL EMPLOYEES RETIREMENT SYSTEM - STRALEM & COMPANY, INCORPORATED POMPANO BEACH GE / STRALEM |
| 3040069546 | SALEM TRUST COMPANY AS CUSTODIAN FOR POMPANO BEACH GENERAL EMPLOYEES RETIREMENT SYSTEM ATLANTA CAPITAL MANAGEMENT POMPANO BEACH GE / ATLANTA |

Statement Period
Account Number

05/01/2015 through 05/31/2015
M01438
POMPANO BEACH GE CONS EXCLUD JPM

Changes To Prior Period

TRANSACTION DETAIL

| DESCRIPTION | CASH OR BROKER CASH | MKT / COST BASIS | MKT / COST GAIN / LOSS |
|--|------------------------|---------------------|---------------------------|
| CONTRIBUTIONS | | | |
| BENEFIT PAYMENTS | | | |
| OTHER RECEIPTS/DISBURSEMENTS | | | |
| OTHER RECEIPTS | | | |
| CUSIP# SUN003086 03/31/2015 (SETTLE 05/29/2015) RECEIVED AMER STRAT VALUE REALTY FD LP EFFECTIVE 03/31/2015 TAX COST INCREASE INC CODE: 0 | | 218,800.00 | |
| TOTAL OTHER RECEIPTS | | 218,800.00 | |
| TOTAL OTHER RECEIPTS/DISBURSEMENTS | | 218,800.00 | |
| GRAND TOTAL | 0.00 | 218,800.00 | 0.00 |

Statement Period
Account Number

05/01/2015 through 05/31/2015
M01438
POMPANO BEACH GE CONS EXCLUD JPM

Changes To Prior Period

TRANSACTION SUMMARY

ADJUSTMENTS FOR THE PERIOD 05/01/2015 THROUGH 05/31/2015

| | MARKET VALUE ADJUSTMENTS | BASIS ADJUSTMENTS |
|--|--------------------------|-------------------|
| ENDING VALUE AS OF 04/30/2015 | 148,272,456.81 | 111,344,263.80 |
| CONTRIBUTIONS | | |
| TOTAL CONTRIBUTIONS | 0.00 | 0.00 |
| BENEFIT PAYMENTS | | |
| TOTAL BENEFIT PAYMENTS | 0.00 | 0.00 |
| OTHER RECEIPTS/DISBURSEMENTS | | |
| OTHER RECEIPTS | 0.00 | 218,800.00 |
| TOTAL OTHER RECEIPTS/DISBURSEMENTS | 0.00 | 218,800.00 |
| ADJUSTED ENDING VALUE AS OF 04/30/2015 | 148,272,456.81 | 111,563,063.80 |

Statement Period
Account Number

05/01/2015 through 05/31/2015
M01438
POMPANO BEACH GE CONS EXCLUD JPM

Changes To Prior Period

ASSET SUMMARY

| ADJUSTED BALANCES AS OF 04/30/2015 | ENDING COST BASIS | ADJUSTED COST BASIS | ENDING MARKET VALUE | ADJUSTED MARKET VALUE |
|---------------------------------------|-----------------------|------------------------|------------------------|--------------------------|
| A S S E T S | | | | |
| CASH | 15,604.39 | 15,604.39 | 15,604.39 | 15,604.39 |
| DUE FROM BROKERS | 413,884.71 | 413,884.71 | 413,884.71 | 413,884.71 |
| ACCRUED INCOME | 200,368.49 | 200,368.49 | 200,368.49 | 200,368.49 |
| TOTAL CASH & RECEIVABLES | 629,857.59 | 629,857.59 | 629,857.59 | 629,857.59 |
| CASH AND EQUIVALENTS | | | | |
| SHORT TERM INVESTMENTS | 5,814,495.86 | 5,814,495.86 | 5,814,495.86 | 5,814,495.86 |
| TOTAL CASH AND EQUIVALENTS | 5,814,495.86 | 5,814,495.86 | 5,814,495.86 | 5,814,495.86 |
| FIXED INCOME | | | | |
| U S GOVERNMENT OBLIGATIONS | 1,720,128.38 | 1,720,128.38 | 1,743,405.75 | 1,743,405.75 |
| MORTGAGE/ASSET BACKED SEC | 7,143,500.78 | 7,143,500.78 | 7,332,100.13 | 7,332,100.13 |
| COLLATERALIZED MTGE OBLIG | 1,377,140.27 | 1,377,140.27 | 1,336,879.06 | 1,336,879.06 |
| CORPORATE BONDS | 10,746,127.85 | 10,746,127.85 | 10,895,925.60 | 10,895,925.60 |
| FOREIGN BDS NTS DEB | 259,182.00 | 259,182.00 | 250,068.00 | 250,068.00 |
| MUT FUNDS - FIXED INC | 4,227,323.38 | 4,227,323.38 | 4,089,816.53 | 4,089,816.53 |
| TOTAL FIXED INCOME | 25,473,402.66 | 25,473,402.66 | 25,648,195.07 | 25,648,195.07 |
| EQUITIES | | | | |
| COMMON STOCK | 44,084,827.62 | 44,084,827.62 | 55,901,451.57 | 55,901,451.57 |
| FOREIGN STOCK | 655,737.56 | 655,737.56 | 1,034,919.00 | 1,034,919.00 |
| ETF - EQUITY | 261,888.32 | 261,888.32 | 255,864.75 | 255,864.75 |
| MUT FUNDS - EQUITY | 18,460,870.55 | 18,460,870.55 | 23,660,987.78 | 23,660,987.78 |
| UNIT INVESTMENT TRUSTS | 320,428.69 | 320,428.69 | 375,471.25 | 375,471.25 |
| TOTAL EQUITIES | 63,783,752.74 | 63,783,752.74 | 81,228,694.35 | 81,228,694.35 |
| OTHER ASSETS | | | | |
| SUNDRY ASSETS | 16,043,705.06 | 16,262,505.06 | 35,352,164.05 | 35,352,164.05 |
| TOTAL OTHER ASSETS | 16,043,705.06 | 16,262,505.06 | 35,352,164.05 | 35,352,164.05 |
| TOTAL HOLDINGS | 111,115,356.32 | 111,334,156.32 | 148,043,549.33 | 148,043,549.33 |
| TOTAL ASSETS | 111,745,213.91 | 111,964,013.91 | 148,673,406.92 | 148,673,406.92 |

Statement Period
Account Number

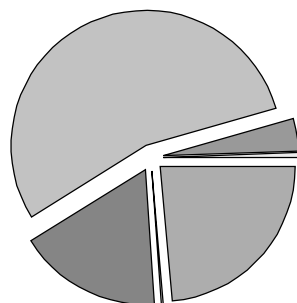
05/01/2015 through 05/31/2015
M01438
POMPANO BEACH GE CONS EXCLUD JPM







Changes To Prior Period

ASSET SUMMARY

| ADJUSTED BALANCES AS OF 04/30/2015 | ENDING COST BASIS | ADJUSTED COST BASIS | ENDING MARKET VALUE | ADJUSTED MARKET VALUE |
|---------------------------------------|------------------------------|------------------------|------------------------|--------------------------|
| | L I A B I L I T I E S | | | |
| DUE TO BROKERS | 400,950.11 | 400,950.11 | 400,950.11 | 400,950.11 |
| TOTAL LIABILITIES | 400,950.11 | 400,950.11 | 400,950.11 | 400,950.11 |
| TOTAL NET ASSET VALUE | 111,344,263.80 | 111,563,063.80 | 148,272,456.81 | 148,272,456.81 |

Adjusted Asset Allocation



| | | | |
|--------|--|-------------------------------|-----------------------|
| 0.4% |  | CASH & RECEIVABLES | 629,857.59 |
| 3.9% |  | CASH AND EQUIVALENTS | 5,814,495.86 |
| 54.8% |  | EQUITIES | 81,228,694.35 |
| 17.3% |  | FIXED INCOME | 25,648,195.07 |
| 0.3% |  | LIABILITIES | 400,950.11- |
| 23.9% |  | OTHER ASSETS | 35,352,164.05 |
| 100.0% | | Total | 148,272,456.81 |

Statement Period
Account Number

05/01/2015 through 05/31/2015
M01438
POMPAÑO BEACH GE CONS EXCLUD JPM

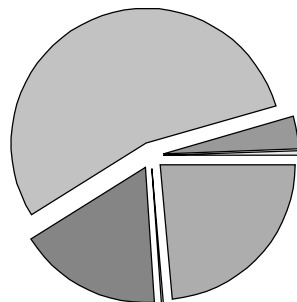
Balance Sheet

| | AS OF 05/01/2015 | | AS OF 05/31/2015 | |
|-------------------------------------|-----------------------|-----------------------|-----------------------|-----------------------|
| | COST | MARKET VALUE | COST | MARKET VALUE |
| A S S E T S | | | | |
| CASH | 15,604.39 | 15,604.39 | 15,116.30 | 15,116.30 |
| DUE FROM BROKERS | 413,884.71 | 413,884.71 | 182,456.69 | 182,456.69 |
| ACCURED INCOME | 200,368.49 | 200,368.49 | 276,570.94 | 276,570.94 |
| TOTAL CASH & RECEIVABLES | 629,857.59 | 629,857.59 | 474,143.93 | 474,143.93 |
| CASH AND EQUIVALENTS | | | | |
| SHORT TERM INVESTMENTS | 5,814,495.86 | 5,814,495.86 | 4,185,394.13 | 4,185,394.13 |
| TOTAL CASH AND EQUIVALENTS | 5,814,495.86 | 5,814,495.86 | 4,185,394.13 | 4,185,394.13 |
| FIXED INCOME | | | | |
| U S GOVERNMENT OBLIGATIONS | 1,720,128.38 | 1,743,405.75 | 2,202,965.08 | 2,226,334.95 |
| MORTGAGE/ASSET BACKED SEC | 7,143,500.78 | 7,332,100.13 | 7,426,700.85 | 7,588,400.32 |
| COLLATERALIZED MTGE OBLIG | 1,377,140.27 | 1,336,879.06 | 1,362,035.54 | 1,321,106.47 |
| CORPORATE BONDS | 10,746,127.85 | 10,895,925.60 | 10,602,605.45 | 10,715,671.00 |
| FOREIGN BDS NTS DEB | 259,182.00 | 250,068.00 | 259,182.00 | 248,799.75 |
| MUT FUNDS - FIXED INC | 4,227,323.38 | 4,089,816.53 | 4,242,405.60 | 4,102,385.70 |
| TOTAL FIXED INCOME | 25,473,402.66 | 25,648,195.07 | 26,095,894.52 | 26,202,698.19 |
| EQUITIES | | | | |
| COMMON STOCK | 44,084,827.62 | 55,901,451.57 | 44,680,602.78 | 56,857,431.50 |
| FOREIGN STOCK | 655,737.56 | 1,034,919.00 | 655,737.56 | 1,063,200.25 |
| ETF - EQUITY | 261,888.32 | 255,864.75 | 233,755.77 | 232,838.06 |
| MUT FUNDS - EQUITY | 18,460,870.55 | 23,660,987.78 | 18,460,870.55 | 23,720,970.36 |
| UNIT INVESTMENT TRUSTS | 320,428.69 | 375,471.25 | 270,103.06 | 299,833.70 |
| TOTAL EQUITIES | 63,783,752.74 | 81,228,694.35 | 64,301,069.72 | 82,174,273.87 |
| OTHER ASSETS | | | | |
| SUNDRY ASSETS | 16,262,505.06 | 35,352,164.05 | 16,262,505.06 | 35,998,769.58 |
| TOTAL OTHER ASSETS | 16,262,505.06 | 35,352,164.05 | 16,262,505.06 | 35,998,769.58 |
| TOTAL HOLDINGS | 111,334,156.32 | 148,043,549.33 | 110,844,863.43 | 148,561,135.77 |
| TOTAL ASSETS | 111,964,013.91 | 148,673,406.92 | 111,319,007.36 | 149,035,279.70 |
| L I A B I L I T I E S | | | | |
| DUE TO BROKERS | 400,950.11 | 400,950.11 | 237,428.70 | 237,428.70 |
| TOTAL LIABILITIES | 400,950.11 | 400,950.11 | 237,428.70 | 237,428.70 |
| TOTAL NET ASSET VALUE | 111,563,063.80 | 148,272,456.81 | 111,081,578.66 | 148,797,851.00 |

Statement Period
Account Number

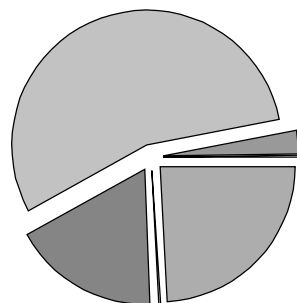
05/01/2015 through 05/31/2015
M01438
POMPANO BEACH GE CONS EXCLUD JPM

Beginning Market Allocation



| | | |
|--------|----------------------|----------------|
| 0.4% | CASH & RECEIVABLES | 629,857.59 |
| 3.9% | CASH AND EQUIVALENTS | 5,814,495.86 |
| 54.8% | EQUITIES | 81,228,694.35 |
| 17.3% | FIXED INCOME | 25,648,195.07 |
| 0.3% | LIABILITIES | 400,950.11- |
| 23.9% | OTHER ASSETS | 35,352,164.05 |
| 100.0% | Total | 148,272,456.81 |

Ending Market Allocation



| | | |
|--------|----------------------|----------------|
| 0.3% | CASH & RECEIVABLES | 474,143.93 |
| 2.8% | CASH AND EQUIVALENTS | 4,185,394.13 |
| 55.2% | EQUITIES | 82,174,273.87 |
| 17.6% | FIXED INCOME | 26,202,698.19 |
| 0.2% | LIABILITIES | 237,428.70- |
| 24.3% | OTHER ASSETS | 35,998,769.58 |
| 100.0% | Total | 148,797,851.00 |

Statement Period
Account Number

05/01/2015 through 05/31/2015
M01438
POMPANO BEACH GE CONS EXCLUD JPM

Market Value Reconciliation

| | COST/MARKET VALUE | MARKET/MARKET VALUE |
|---|-----------------------|-----------------------|
| BEGINNING BALANCE AS OF 05/01/2015 | 111,563,063.80 | 148,272,456.81 |
| CONTRIBUTIONS | | |
| EMPLOYER | 28,488.26 | 28,488.26 |
| EMPLOYEE | 195,054.24 | 195,054.24 |
| TOTAL CONTRIBUTIONS | 223,542.50 | 223,542.50 |
| BENEFIT PAYMENTS | | |
| LUMP SUM DISTRIBUTIONS | 236,806.70- | 236,806.70- |
| PERIODIC DISTRIBUTIONS | 787,209.45- | 787,209.45- |
| TOTAL BENEFIT PAYMENTS | 1,024,016.15- | 1,024,016.15- |
| OTHER RECEIPTS/DISBURSEMENTS | | |
| OTHER RECEIPTS | 13,043.20 | 13,043.20 |
| OTHER DISBURSEMENTS | 117,859.77- | 117,859.77- |
| TOTAL OTHER RECEIPTS/DISBURSEMENTS | 104,816.57- | 104,816.57- |
| DIVIDENDS | 54,293.31 | 54,293.31 |
| INTEREST | 83,870.72 | 83,870.72 |
| LESS BEGINNING ACCRUED INCOME | 200,368.49- | 200,368.49- |
| ACCRUED INCOME | 276,570.94 | 276,570.94 |
| REALIZED GAIN OR LOSS | 222,445.16 | 9,717.77 |
| UNREALIZED GAIN OR LOSS | 37,716,272.34 | 1,219,606.72 |
| TRUSTEE FEES | 13,006.56- | 13,006.56- |
| ENDING BALANCE AS OF 05/31/2015 | 148,797,851.00 | 148,797,851.00 |

Statement Period
Account Number

05/01/2015 through 05/31/2015
M01438
POMPANO BEACH GE CONS EXCLUD JPM

Summary Of Cash Transactions

R E C E I P T S

| | | |
|---|------------|--------------|
| CASH BALANCE AS OF 05/01/2015 | | 15,604.39 |
| BENEFIT PAYMENTS | | |
| EMPLOYER | 28,488.26 | |
| EMPLOYEE | 195,054.24 | |
| TOTAL BENEFIT PAYMENTS | | 223,542.50 |
| INCOME RECEIVED | | |
| DIVIDENDS | 54,293.31 | |
| INTEREST | 83,870.72 | |
| TOTAL INCOME RECEIPTS | | 138,164.03 |
| OTHER CASH RECEIPTS | | 13,043.20 |
| PROCEEDS FROM THE DISPOSITION OF ASSETS | | 5,248,527.87 |
| TOTAL RECEIPTS | | 5,623,277.60 |

D I S B U R S E M E N T S

| | | |
|--------------------------------|------------|--------------|
| PAYMENTS TO PARTICIPANTS | | |
| LUMP SUM DISTRIBUTIONS | 236,806.70 | |
| PERIODIC DISTRIBUTIONS | 787,209.45 | |
| TOTAL PAYMENTS TO PARTICIPANTS | | 1,024,016.15 |
| FEES AND OTHER EXPENSES | | |
| TRUSTEE FEES | 13,006.56 | |
| TOTAL FEES AND OTHER EXPENSES | | 13,006.56 |
| OTHER CASH DISBURSEMENTS | | 117,859.77 |
| COST OF ACQUISITION OF ASSETS | | 4,468,883.21 |
| TOTAL DISBURSEMENTS | | 5,623,765.69 |
| CASH BALANCE AS OF 05/31/2015 | | 15,116.30 |



ACCOUNT STATEMENT-704

Statement Period
Account Number

05/01/2015 through 05/31/2015
M01438
POMPANO BEACH GE CONS EXCLUD JPM

NOTES

PURSUANT TO THE EMERGENCY ECONOMIC STABILIZATION ACT, THE DEFAULT TAX LOT METHOD ON YOUR ACCOUNT IS FIRST IN-FIRST OUT (FIFO) UNLESS YOU HAVE DIRECTED US TO USE ANOTHER METHOD.

IF YOU HAVE ANY QUESTIONS, PLEASE CONTACT YOUR RELATIONSHIP MANAGER.