

## ACCOUNT STATEMENT

Statement Period  
Account Number

02/01/2017 through 02/28/2017  
M87163

### Table Of Contents

Index Of Related Accounts	1
Balance Sheet	3
Summary Of Cash Receipts And Disbursements	6
Summary Of Fund	7
Investment Review	8
Summary Of Earnings	38
Schedule Of Contributions	40
Schedule Of Income	41
Schedule Of Other Additions	78
Schedule Of Payments To Participants	79
Schedule Of Other Disbursements And Reductions	80
Schedule Of Non-cash Transactions	81
Schedule Of Purchases	82
Schedule Of Realized Gains & Losses	89
Schedule Of Prior Period Trades Settled	107
Schedule Of Pending Trades End Of Period	110
Schedule Of Unrealized Gains & Losses	113
Related Accounts Market Value Summary	144
Schedule Of Brokerage Commissions	147
Schedule Of Purchases By Broker	148
Schedule Of Realized Gains & Losses By Broker	157
Asset Summary As Of 02/28/2017	182

## ACCOUNT STATEMENT

Statement Period  
Account Number

02/01/2017 through 02/28/2017  
M87163

### Index Of Related Accounts

THIS REPORT CONSOLIDATES THE ACTIVITY OF  
THE FOLLOWING ACCOUNTS:

ACCOUNT	NAME
2850000701	AS CUSTODIAN FOR POMPANO BEACH GENERAL EMPLOYEES' RETIREMENT SYSTEM RECEIPTS & DISBURSEMENT ACCOUNT
2850000710	AS CUSTODIAN FOR POMPANO BEACH GENERAL EMPLOYEES' RETIREMENT SYSTEM - MUTUAL FUND ACCOUNT
2850000729	AS CUSTODIAN FOR POMPANO BEACH GENERAL EMPLOYEES' RETIREMENT SYSTEM RHUMBLINE ADVISORS
2850000738	AS CUSTODIAN FOR POMPANO BEACH GENERAL EMPLOYEES' RETIREMENT SYSTEM RICHMOND CAPITAL MGMT FIXED
2850000747	AS CUSTODIAN FOR POMPANO BEACH GENERAL EMPLOYEES' RETIREMENT SYSTEM STRALEM & COMPANY INC
2850000756	AS CUSTODIAN FOR POMPANO BEACH GENERAL EMPLOYEES' RETIREMENT SYSTEM VICTORY CAPITAL MGMT
2850000765	AS CUSTODIAN FOR POMPANO BEACH GENERAL EMPLOYEES' RETIREMENT SYSTEM AMERICAN REALTY ADVISOR
2850000774	AS CUSTODIAN FOR POMPANO BEACH GENERAL EMPLOYEES' RETIREMENT SYSTEM DEPRINCE, RACE & ZOLLO
2850000783	AS CUSTODIAN FOR POMPANO BEACH GENERAL EMPLOYEES' RETIREMENT SYSTEM ATLANTA CAPITAL MANAGEMENT

## ACCOUNT STATEMENT

Statement Period  
Account Number

02/01/2017 through 02/28/2017  
M87163

### Index Of Related Accounts

THIS REPORT CONSOLIDATES THE ACTIVITY OF  
THE FOLLOWING ACCOUNTS:

ACCOUNT	NAME
2850000792	AS CUSTODIAN FOR POMPANO BEACH GENERAL EMPLOYEES' RETIREMENT SYSTEM JP MORGAN INVESTMENTS
2850000809	AS CUSTODIAN FOR POMPANO BEACH GENERAL EMPLOYEES' RETIREMENT SYSTEM PRINCIPAL GLOBAL INVESTORS

# ACCOUNT STATEMENT

Statement Period  
Account Number

02/01/2017 through 02/28/2017  
M87163

## Balance Sheet

	AS OF 02/01/2017		AS OF 02/28/2017	
	COST VALUE	MARKET VALUE	COST VALUE	MARKET VALUE
<b>A S S E T S</b>				
CASH	0.00	0.00	160,149.49-	160,149.49-
DUE FROM BROKERS	97,050.85	97,050.85	143,259.55	143,259.55
ACCRUED INCOME	238,141.17	238,141.17	278,255.95	278,255.95
<b>TOTAL CASH &amp; RECEIVABLES</b>	<b>335,192.02</b>	<b>335,192.02</b>	<b>261,366.01</b>	<b>261,366.01</b>
CASH AND EQUIVALENTS				
SHORT TERM INVESTMENTS	8,149,354.85	8,149,354.85	7,627,535.51	7,627,535.51
<b>TOTAL CASH AND EQUIVALENTS</b>	<b>8,149,354.85</b>	<b>8,149,354.85</b>	<b>7,627,535.51</b>	<b>7,627,535.51</b>
EQUITIES				
COMMON STOCK	37,155,463.83	47,512,954.44	37,276,165.74	48,989,516.45
MUTUAL FUNDS - EQUITY	5,675,398.43	6,507,558.48	5,675,398.43	6,583,646.00
<b>TOTAL EQUITIES</b>	<b>42,830,862.26</b>	<b>54,020,512.92</b>	<b>42,951,564.17</b>	<b>55,573,162.45</b>
FIXED				
U S GOVERNMENT OBLIGATIONS	3,832,281.97	3,756,021.50	3,444,744.33	3,387,665.25
MORTGAGE BACKED SECURITIES	6,200,399.19	6,150,035.95	6,531,208.23	6,508,869.57
COLLATERALIZED MORTGAGE OBLIGATI	819,069.16	840,321.71	598,966.03	619,840.13
CORPORATE BONDS	12,154,189.31	12,070,694.10	12,262,339.31	12,190,106.65
<b>TOTAL FIXED</b>	<b>23,005,939.63</b>	<b>22,817,073.26</b>	<b>22,837,257.90</b>	<b>22,706,481.60</b>
INTERNATIONAL				
FOREIGN BONDS, NOTES & DEBENTURE	180,870.00	154,722.00	180,870.00	154,185.00
FOREIGN STOCK	1,560,498.78	1,494,664.64	1,571,889.48	1,504,166.72
MUTUAL FUNDS - INTERNATIONAL	11,290,232.61	13,383,417.72	11,290,232.61	13,512,112.86
<b>TOTAL INTERNATIONAL</b>	<b>13,031,601.39</b>	<b>15,032,804.36</b>	<b>13,042,992.09</b>	<b>15,170,464.58</b>
MISCELLANEOUS ASSETS				
MISCELLANEOUS ASSETS	10,000,000.00	18,614,964.43	10,000,000.00	18,716,689.75
<b>TOTAL MISCELLANEOUS ASSETS</b>	<b>10,000,000.00</b>	<b>18,614,964.43</b>	<b>10,000,000.00</b>	<b>18,716,689.75</b>
PARTNERSHIPS				
PARTNERSHIPS	35,753,364.03	49,765,352.41	35,913,553.08	50,819,367.83
<b>TOTAL PARTNERSHIPS</b>	<b>35,753,364.03</b>	<b>49,765,352.41</b>	<b>35,913,553.08</b>	<b>50,819,367.83</b>
<b>TOTAL HOLDINGS</b>	<b>132,771,122.16</b>	<b>168,400,062.23</b>	<b>132,372,902.75</b>	<b>170,613,701.72</b>
<b>TOTAL ASSETS</b>	<b>133,106,314.18</b>	<b>168,735,254.25</b>	<b>132,634,268.76</b>	<b>170,875,067.73</b>

## ACCOUNT STATEMENT

Statement Period  
Account Number

02/01/2017 through 02/28/2017  
M87163

### Balance Sheet


	AS OF 02/01/2017		AS OF 02/28/2017	
	COST VALUE	MARKET VALUE	COST VALUE	MARKET VALUE
	L I A B I L I T I E S			
DUE TO BROKERS	137,294.27	137,294.27	159,090.08	159,090.08
<b>TOTAL LIABILITIES</b>	<b>137,294.27</b>	<b>137,294.27</b>	<b>159,090.08</b>	<b>159,090.08</b>
<b>TOTAL NET ASSET VALUE</b>	<b>132,969,019.91</b>	<b>168,597,959.98</b>	<b>132,475,178.68</b>	<b>170,715,977.65</b>
<b>TOTAL LIABILITIES AND EQUITY</b>	<b>133,106,314.18</b>	<b>168,735,254.25</b>	<b>132,634,268.76</b>	<b>170,875,067.73</b>

## ACCOUNT STATEMENT


Statement Period  
Account Number

02/01/2017 through 02/28/2017  
M87163

### Beginning Market Allocation



### Ending Market Allocation



## ACCOUNT STATEMENT

Statement Period  
Account Number

02/01/2017 through 02/28/2017  
M87163

### Summary Of Cash Receipts And Disbursements

#### R E C E I P T S

CASH BALANCE AS OF 02/01/2017		0 . 00
CONTRIBUTIONS		
EMPLOYER CONTRIBUTIONS	1 , 064 . 91	
EMPLOYEE CONTRIBUTIONS	206 , 890 . 61	
TOTAL CONTRIBUTIONS		207 , 955 . 52
INCOME RECEIVED		
DIVIDENDS	44 , 906 . 71	
INTEREST	109 , 667 . 15	
TOTAL INCOME RECEIPTS		154 , 573 . 86
OTHER CASH RECEIPTS		171 , 095 . 02
PROCEEDS FROM THE DISPOSITION OF ASSETS		3 , 752 , 645 . 77
TOTAL RECEIPTS		4 , 286 , 270 . 17

#### D I S B U R S E M E N T S

PAYMENTS TO PARTICIPANTS		
PAYMENTS TO PARTICIPANTS	1 , 133 , 613 . 64	
MISC PAYMENTS TO PARTICIPANTS	2 , 139 . 95	
TOTAL PAYMENTS TO PARTICIPANTS		1 , 135 , 753 . 59
OTHER CASH DISBURSEMENTS		280 , 010 . 99
COST OF ACQUISITION OF ASSETS		3 , 030 , 655 . 08
TOTAL DISBURSEMENTS		4 , 446 , 419 . 66
CASH BALANCE AS OF 02/28/2017		160 , 149 . 49 -

## ACCOUNT STATEMENT

Statement Period  
Account Number

02/01/2017 through 02/28/2017  
M87163

### Summary Of Fund

MARKET VALUE AS OF 02/01/2017	168,597,959.98
EMPLOYER CONTRIBUTIONS	1,064.91
EMPLOYEE CONTRIBUTIONS	206,890.61
DIVIDENDS	44,906.71
INTEREST	109,667.15
LESS BEGINNING ACCRUED INCOME	238,141.17-
ACCRUED INCOME	278,255.95
OTHER RECEIPTS	171,095.02
REALIZED GAIN OR LOSS	62,678.72
UNREALIZED GAIN OR LOSS	2,897,364.35
PAYMENTS TO PARTICIPANTS	1,133,613.64-
MISC PAYMENTS TO PARTICIPANTS	2,139.95-
OTHER DISBURSEMENTS	280,010.99-
TOTAL MARKET VALUE AS OF 02/28/2017	170,715,977.65

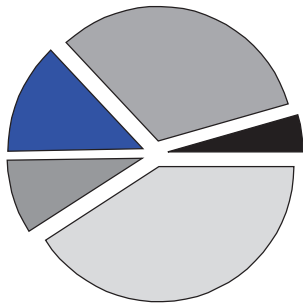


## ACCOUNT STATEMENT

Statement Period  
Account Number

02/01/2017 through 02/28/2017  
M87163

### Summary Of Investments Investment Allocation



4.5%	CASH AND EQUIVALENTS	7,729,811.44
32.6%	EQUITIES	55,573,162.45
13.3%	FIXED	22,706,481.60
8.9%	INTERNATIONAL	15,170,464.58
40.7%	MISCELLANEOUS	69,536,057.58
100.0%	<b>Total</b>	<b>170,715,977.65</b>

### Investment Summary

	Cost	Market Value	% of Acct	Estim Ann Inc	Income Yield
<b>CASH AND EQUIVALENTS</b>					
CASH	102,275.93	102,275.93	0.06	0	0.00
SHORT TERM INVESTMENTS	7,627,535.51	7,627,535.51	4.47	30,510	0.40
<b>TOTAL CASH AND EQUIVALENTS</b>	<b>7,729,811.44</b>	<b>7,729,811.44</b>	<b>4.53</b>	<b>30,510</b>	<b>0.39</b>
<b>EQUITIES</b>					
COMMON STOCK	37,276,165.74	48,989,516.45	28.70	1,015,760	2.07
MUTUAL FUNDS - EQUITY	5,675,398.43	6,583,646.00	3.86	101,957	1.55
<b>TOTAL EQUITIES</b>	<b>42,951,564.17</b>	<b>55,573,162.45</b>	<b>32.55</b>	<b>1,117,718</b>	<b>2.01</b>
<b>FIXED</b>					
U S GOVERNMENT OBLIGATIONS	3,444,744.33	3,387,665.25	1.98	76,575	2.26

## ACCOUNT STATEMENT

Statement Period  
Account Number

02/01/2017 through 02/28/2017  
M87163

### Summary Of Investments

#### Investment Summary

	Cost	Market Value	% of Acct	Estim Ann Inc	Income Yield
MORTGAGE BACKED SECURITIES	6,531,208.23	6,508,869.57	3.81	234,225	3.60
COLLATERALIZED MORTGAGE OBLIGATIONS	598,966.03	619,840.13	0.36	18,821	3.04
CORPORATE BONDS	12,262,339.31	12,190,106.65	7.14	534,072	4.38
<b>TOTAL FIXED</b>	<b>22,837,257.90</b>	<b>22,706,481.60</b>	<b>13.30</b>	<b>863,693</b>	<b>3.80</b>
<b>INTERNATIONAL</b>					
FOREIGN BONDS, NOTES & DEBENTURES	180,870.00	154,185.00	0.09	8,625	5.59
FOREIGN STOCK	1,571,889.48	1,504,166.72	0.88	43,715	2.91
MUTUAL FUNDS - INTERNATIONAL	11,290,232.61	13,512,112.86	7.91	183,081	1.35
<b>TOTAL INTERNATIONAL</b>	<b>13,042,992.09</b>	<b>15,170,464.58</b>	<b>8.89</b>	<b>235,422</b>	<b>1.55</b>
<b>MISCELLANEOUS</b>					
MISCELLANEOUS ASSETS	10,000,000.00	18,716,689.75	10.96	0	0.00
PARTNERSHIPS	35,913,553.08	50,819,367.83	29.77	0	0.00
<b>TOTAL MISCELLANEOUS</b>	<b>45,913,553.08</b>	<b>69,536,057.58</b>	<b>40.73</b>	<b>0</b>	<b>0.00</b>
<b>Total Fund</b>	<b>132,475,178.68</b>	<b>170,715,977.65</b>	<b>100.00</b>	<b>2,247,343</b>	<b>1.32</b>