

ACCOUNT STATEMENT

Statement Period
Account Number

01/01/2017 through 01/31/2017
M87163

Table Of Contents

Index Of Related Accounts	1
Schedule Of Adjustments	3
Balance Sheet	7
Summary Of Cash Receipts And Disbursements	10
Summary Of Fund	11
Investment Review	12
Summary Of Earnings	41
Schedule Of Contributions	43
Schedule Of Income	44
Schedule Of Other Additions	81
Schedule Of Payments To Participants	82
Schedule Of Other Disbursements And Reductions	83
Schedule Of Purchases	84
Schedule Of Realized Gains & Losses	91
Schedule Of Prior Period Trades Settled	124
Schedule Of Pending Trades End Of Period	128
Schedule Of Unrealized Gains & Losses	131
Related Accounts Market Value Summary	162
Schedule Of Brokerage Commissions	165
Schedule Of Purchases By Broker	166
Schedule Of Realized Gains & Losses By Broker	174
Asset Summary As Of 01/31/2017	213

ACCOUNT STATEMENT

Statement Period
Account Number

01/01/2017 through 01/31/2017
M87163

Index Of Related Accounts

THIS REPORT CONSOLIDATES THE ACTIVITY OF
THE FOLLOWING ACCOUNTS:

ACCOUNT	NAME
2850000701	AS CUSTODIAN FOR POMPANO BEACH GENERAL EMPLOYEES' RETIREMENT SYSTEM RECEIPTS & DISBURSEMENT ACCOUNT
2850000710	AS CUSTODIAN FOR POMPANO BEACH GENERAL EMPLOYEES' RETIREMENT SYSTEM - MUTUAL FUND ACCOUNT
2850000729	AS CUSTODIAN FOR POMPANO BEACH GENERAL EMPLOYEES' RETIREMENT SYSTEM RHUMLINE ADVISORS
2850000738	AS CUSTODIAN FOR POMPANO BEACH GENERAL EMPLOYEES' RETIREMENT SYSTEM RICHMOND CAPITAL MGMT FIXED
2850000747	AS CUSTODIAN FOR POMPANO BEACH GENERAL EMPLOYEES' RETIREMENT SYSTEM STRALEM & COMPANY INC
2850000756	AS CUSTODIAN FOR POMPANO BEACH GENERAL EMPLOYEES' RETIREMENT SYSTEM VICTORY CAPITAL MGMT
2850000765	AS CUSTODIAN FOR POMPANO BEACH GENERAL EMPLOYEES' RETIREMENT SYSTEM AMERICAN REALTY ADVISOR
2850000774	AS CUSTODIAN FOR POMPANO BEACH GENERAL EMPLOYEES' RETIREMENT SYSTEM DEPRINCE, RACE & ZOLLO
2850000783	AS CUSTODIAN FOR POMPANO BEACH GENERAL EMPLOYEES' RETIREMENT SYSTEM ATLANTA CAPITAL MANAGEMENT

ACCOUNT STATEMENT

Statement Period
Account Number

01/01/2017 through 01/31/2017
M87163

Index Of Related Accounts

THIS REPORT CONSOLIDATES THE ACTIVITY OF
THE FOLLOWING ACCOUNTS:

ACCOUNT	NAME
2850000792	AS CUSTODIAN FOR POMPANO BEACH GENERAL EMPLOYEES' RETIREMENT SYSTEM JP MORGAN INVESTMENTS
2850000809	AS CUSTODIAN FOR POMPANO BEACH GENERAL EMPLOYEES' RETIREMENT SYSTEM PRINCIPAL GLOBAL INVESTORS

ACCOUNT STATEMENT

Statement Period
Account Number

01/01/2017 through 01/31/2017
M87163

Schedule Of Adjustments

DESCRIPTION	TRANSACTION DETAIL		
	CASH OR BROKER CASH	MKT / COST BASIS	MKT / COST GAIN / LOSS
UNREALIZED GAIN OR LOSS			
CUSIP# 002824100 03/01/2016 (SETTLE 01/05/2017) PURCHASED 592.14 SHS ABBOTT LABS ON 03/01/2016 AT 0 PURSUANT TO CASH/STOCK MERGER ON CUSIP 790849103	23,326.03 -	23,326.03 23,326.03	
CUSIP# 002824100 03/02/2016 (SETTLE 01/05/2017) PURCHASED 696.64 SHS ABBOTT LABS ON 03/02/2016 AT 0 PURSUANT TO CASH/STOCK MERGER ON CUSIP 790849103	27,442.39 -	27,442.39 27,442.39	
CUSIP# 002824100 03/03/2016 (SETTLE 01/05/2017) PURCHASED 365.736 SHS ABBOTT LABS ON 03/03/2016 AT 0 PURSUANT TO CASH/STOCK MERGER ON CUSIP 790849103	14,407.26 -	14,407.26 14,407.26	
CUSIP# 002824100 03/04/2016 (SETTLE 01/05/2017) PURCHASED 644.392 SHS ABBOTT LABS ON 03/04/2016 AT 0 PURSUANT TO CASH/STOCK MERGER ON CUSIP 790849103	25,384.21 -	25,384.21 25,384.21	
CUSIP# 002824100 03/18/2016 (SETTLE 01/05/2017) PURCHASED 417.984 SHS ABBOTT LABS ON 03/18/2016 AT 0 PURSUANT TO CASH/STOCK MERGER ON CUSIP 790849103	16,465.44 -	16,465.44 16,465.44	
TOTAL UNREALIZED GAIN OR LOSS	107,025.33 -	107,025.33 107,025.33	
GRAND TOTAL	107,025.33 -	107,025.33 107,025.33	0.00 0.00
TOTAL DUE TO BKR	107,025.33		

NOTE: GAIN/LOSS TOTALS ARE THE SUM OF GAIN/LOSS AMOUNTS FROM INDIVIDUAL ADJUSTMENTS.

ACCOUNT STATEMENT

Statement Period
Account Number

01/01/2017 through 01/31/2017
M87163

Schedule Of Adjustments

TRANSACTION SUMMARY

ADJUSTMENTS FOR THE PERIOD 01/01/2017 THROUGH 01/31/2017

	MARKET VALUE ADJUSTMENTS	BASIS ADJUSTMENTS
ENDING VALUE AS OF 12/31/2016	167,612,745.75	131,368,972.10
ADJUSTED ENDING VALUE AS OF 12/31/2016	167,612,745.75	131,368,972.10

ACCOUNT STATEMENT

Statement Period
Account Number

01/01/2017 through 01/31/2017
M87163

Schedule Of Adjustments

ADJUSTED BALANCES AS OF 02/10/2017	ASSET SUMMARY			
	ENDING COST BASIS	ADJUSTED COST BASIS	ENDING MARKET VALUE	ADJUSTED MARKET VALUE
	A S S E T S			
CASH	0.00	0.00	0.00	0.00
DUE FROM BROKERS	129,094.36	129,094.36	129,094.36	129,094.36
ACCRUED INCOME	274,805.44	274,805.44	274,805.44	274,805.44
TOTAL CASH & RECEIVABLES	403,899.80	403,899.80	403,899.80	403,899.80
CASH AND EQUIVALENTS				
SHORT TERM INVESTMENTS	9,514,914.49	9,514,914.49	9,514,914.49	9,514,914.49
TOTAL CASH AND EQUIVALENTS	9,514,914.49	9,514,914.49	9,514,914.49	9,514,914.49
EQUITIES				
COMMON STOCK	45,976,231.77	46,083,257.10	58,570,930.24	58,677,955.57
MUTUAL FUNDS - EQUITY	5,866,523.10	5,866,523.10	6,419,228.83	6,419,228.83
TOTAL EQUITIES	51,842,754.87	51,949,780.20	64,990,159.07	65,097,184.40
FIXED				
U S GOVERNMENT OBLIGATIONS	4,171,847.78	4,171,847.78	4,084,081.50	4,084,081.50
MORTGAGE BACKED SECURITIES	6,315,208.08	6,315,208.08	6,279,287.83	6,279,287.83
COLLATERALIZED MORTGAGE OBLIGATI	819,069.16	819,069.16	839,939.05	839,939.05
CORPORATE BONDS	11,797,420.61	11,797,420.61	11,690,121.45	11,690,121.45
TOTAL FIXED	23,103,545.63	23,103,545.63	22,893,429.83	22,893,429.83
INTERNATIONAL				
FOREIGN BONDS, NOTES & DEBENTURE	180,870.00	180,870.00	155,085.00	155,085.00
FOREIGN STOCK	1,765,430.92	1,765,430.92	1,900,852.37	1,900,852.37
MUTUAL FUNDS - INTERNATIONAL	11,290,232.61	11,290,232.61	12,953,795.35	12,953,795.35
TOTAL INTERNATIONAL	13,236,533.53	13,236,533.53	15,009,732.72	15,009,732.72
MISCELLANEOUS ASSETS				
MISCELLANEOUS ASSETS	10,000,000.00	10,000,000.00	18,558,819.12	18,558,819.12
TOTAL MISCELLANEOUS ASSETS	10,000,000.00	10,000,000.00	18,558,819.12	18,558,819.12
PARTNERSHIPS				
PARTNERSHIPS	23,410,449.02	23,410,449.02	36,384,915.96	36,384,915.96
TOTAL PARTNERSHIPS	23,410,449.02	23,410,449.02	36,384,915.96	36,384,915.96
TOTAL HOLDINGS	131,108,197.54	131,215,222.87	167,351,971.19	167,458,996.52
TOTAL ASSETS	131,512,097.34	131,619,122.67	167,755,870.99	167,862,896.32

ACCOUNT STATEMENT

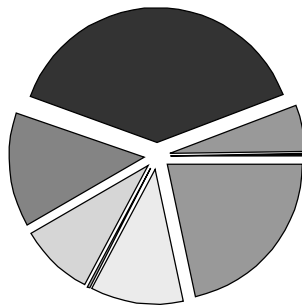
Statement Period
Account Number

01/01/2017 through 01/31/2017
M87163

Schedule Of Adjustments

ADJUSTED BALANCES AS OF 02/10/2017	ASSET SUMMARY			
	ENDING COST BASIS	ADJUSTED COST BASIS	ENDING MARKET VALUE	ADJUSTED MARKET VALUE
	L I A B I L I T I E S			
DUE TO BROKERS	143,125.24	250,150.57	143,125.24	250,150.57
TOTAL LIABILITIES	143,125.24	250,150.57	143,125.24	250,150.57
TOTAL NET ASSET VALUE	131,368,972.10	131,368,972.10	167,612,745.75	167,612,745.75
TOTAL LIABILITIES AND EQUITY	131,512,097.34	131,619,122.67	167,755,870.99	167,862,896.32

Adjusted Asset Allocation



0.2%	CASH & RECEIVABLES	403,899.80
5.7%	CASH AND EQUIVALENTS	9,514,914.49
38.8%	EQUITIES	65,097,184.40
13.7%	FIXED	22,893,429.83
9.0%	INTERNATIONAL	15,009,732.72
0.1%	LIABILITIES	250,150.57
11.0%	MISCELLANEOUS ASSETS	18,558,819.12
21.7%	PARTNERSHIPS	36,384,915.96
100.0%	Total	167,612,745.75

ACCOUNT STATEMENT

Statement Period
Account Number

01/01/2017 through 01/31/2017
M87163

Balance Sheet

	AS OF 01/01/2017		AS OF 01/31/2017	
	COST VALUE	MARKET VALUE	COST VALUE	MARKET VALUE
A S S E T S				
CASH	0.00	0.00	0.00	0.00
DUE FROM BROKERS	129,094.36	129,094.36	97,050.85	97,050.85
ACCRUED INCOME	274,805.44	274,805.44	238,141.17	238,141.17
TOTAL CASH & RECEIVABLES	403,899.80	403,899.80	335,192.02	335,192.02
CASH AND EQUIVALENTS				
SHORT TERM INVESTMENTS	9,514,914.49	9,514,914.49	8,149,354.85	8,149,354.85
TOTAL CASH AND EQUIVALENTS	9,514,914.49	9,514,914.49	8,149,354.85	8,149,354.85
EQUITIES				
COMMON STOCK	46,083,257.10	58,677,955.57	37,155,463.83	47,512,954.44
MUTUAL FUNDS - EQUITY	5,866,523.10	6,419,228.83	5,675,398.43	6,507,558.48
TOTAL EQUITIES	51,949,780.20	65,097,184.40	42,830,862.26	54,020,512.92
FIXED				
U S GOVERNMENT OBLIGATIONS	4,171,847.78	4,084,081.50	3,832,281.97	3,756,021.50
MORTGAGE BACKED SECURITIES	6,315,208.08	6,279,287.83	6,200,399.19	6,150,035.95
COLLATERALIZED MORTGAGE OBLIGATI	819,069.16	839,939.05	819,069.16	840,321.71
CORPORATE BONDS	11,797,420.61	11,690,121.45	12,154,189.31	12,070,694.10
TOTAL FIXED	23,103,545.63	22,893,429.83	23,005,939.63	22,817,073.26
INTERNATIONAL				
FOREIGN BONDS, NOTES & DEBENTURE	180,870.00	155,085.00	180,870.00	154,722.00
FOREIGN STOCK	1,765,430.92	1,900,852.37	1,560,498.78	1,494,664.64
MUTUAL FUNDS - INTERNATIONAL	11,290,232.61	12,953,795.35	11,290,232.61	13,383,417.72
TOTAL INTERNATIONAL	13,236,533.53	15,009,732.72	13,031,601.39	15,032,804.36
MISCELLANEOUS ASSETS				
MISCELLANEOUS ASSETS	10,000,000.00	18,558,819.12	10,000,000.00	18,614,964.43
TOTAL MISCELLANEOUS ASSETS	10,000,000.00	18,558,819.12	10,000,000.00	18,614,964.43
PARTNERSHIPS				
PARTNERSHIPS	23,410,449.02	36,384,915.96	35,753,364.03	49,765,352.41
TOTAL PARTNERSHIPS	23,410,449.02	36,384,915.96	35,753,364.03	49,765,352.41
TOTAL HOLDINGS	131,215,222.87	167,458,996.52	132,771,122.16	168,400,062.23
TOTAL ASSETS	131,619,122.67	167,862,896.32	133,106,314.18	168,735,254.25

ACCOUNT STATEMENT

Statement Period
Account Number

01/01/2017 through 01/31/2017
M87163

Balance Sheet

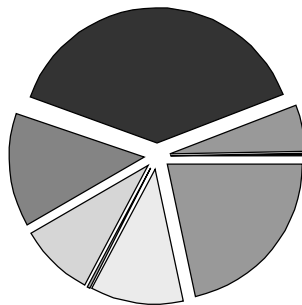
	AS OF 01/01/2017		AS OF 01/31/2017	
	COST VALUE	MARKET VALUE	COST VALUE	MARKET VALUE
	L I A B I L I T I E S			
DUE TO BROKERS	250,150.57	250,150.57	137,294.27	137,294.27
TOTAL LIABILITIES	250,150.57	250,150.57	137,294.27	137,294.27
TOTAL NET ASSET VALUE	131,368,972.10	167,612,745.75	132,969,019.91	168,597,959.98
TOTAL LIABILITIES AND EQUITY	131,619,122.67	167,862,896.32	133,106,314.18	168,735,254.25

ACCOUNT STATEMENT

Statement Period
Account Number

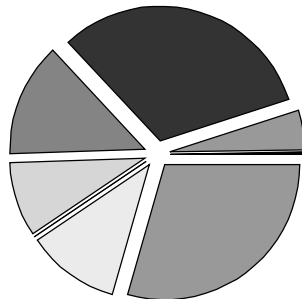
01/01/2017 through 01/31/2017
M87163

Beginning Market Allocation



0.2%	CASH & RECEIVABLES	403,899.80
5.7%	CASH AND EQUIVALENTS	9,514,914.49
38.8%	EQUITIES	65,097,184.40
13.7%	FIXED	22,893,429.83
9.0%	INTERNATIONAL	15,009,732.72
0.1%	LIABILITIES	250,150.57-
11.0%	MISCELLANEOUS ASSETS	18,558,819.12
21.7%	PARTNERSHIPS	36,384,915.96
100.0%	Total	167,612,745.75

Ending Market Allocation



0.2%	CASH & RECEIVABLES	335,192.02
4.8%	CASH AND EQUIVALENTS	8,149,354.85
32.1%	EQUITIES	54,020,512.92
13.5%	FIXED	22,817,073.26
8.9%	INTERNATIONAL	15,032,804.36
0.1%	LIABILITIES	137,294.27-
11.1%	MISCELLANEOUS ASSETS	18,614,964.43
29.5%	PARTNERSHIPS	49,765,352.41
100.0%	Total	168,597,959.98

ACCOUNT STATEMENT

Statement Period
Account Number

01/01/2017 through 01/31/2017
M87163

Summary Of Cash Receipts And Disbursements

R E C E I P T S

CASH BALANCE AS OF 01/01/2017		0 . 00
CONTRIBUTIONS		
EMPLOYER CONTRIBUTIONS	937 . 03	
EMPLOYEE CONTRIBUTIONS	207 , 625 . 02	
TOTAL CONTRIBUTIONS		208 , 562 . 05
INCOME RECEIVED		
DIVIDENDS	93 , 074 . 31	
INTEREST	60 , 694 . 65	
TOTAL INCOME RECEIPTS		153 , 768 . 96
OTHER CASH RECEIPTS		12 , 792 , 289 . 46
PROCEEDS FROM THE DISPOSITION OF ASSETS		16 , 884 , 341 . 19
TOTAL RECEIPTS		30 , 038 , 961 . 66

D I S B U R S E M E N T S

PAYMENTS TO PARTICIPANTS		
PAYMENTS TO PARTICIPANTS	1 , 590 , 534 . 62	
TOTAL PAYMENTS TO PARTICIPANTS		1 , 590 , 534 . 62
OTHER CASH DISBURSEMENTS		25 , 496 , 114 . 88
COST OF ACQUISITION OF ASSETS		2 , 952 , 312 . 16
TOTAL DISBURSEMENTS		30 , 038 , 961 . 66
CASH BALANCE AS OF 01/31/2017		0 . 00

ACCOUNT STATEMENT

Statement Period
Account Number

01/01/2017 through 01/31/2017
M87163

Summary Of Fund

MARKET VALUE AS OF 01/01/2017	1 6 7 , 6 1 2 , 7 4 5 . 7 5
EMPLOYER CONTRIBUTIONS	937 . 03
EMPLOYEE CONTRIBUTIONS	207 , 625 . 02
DIVIDENDS	93 , 074 . 31
INTEREST	60 , 694 . 65
LESS BEGINNING ACCRUED INCOME	274 , 805 . 44 -
ACCRUED INCOME	238 , 141 . 17
OTHER RECEIPTS	25 , 432 , 547 . 20
REALIZED GAIN OR LOSS	232 , 254 . 50
IN-KIND GAIN OR LOSS REDUCTIONS	77 , 540 . 04
UNREALIZED GAIN OR LOSS	2 , 251 , 378 . 59
PAYMENTS TO PARTICIPANTS	1 , 590 , 534 . 62 -
OTHER DISBURSEMENTS	25 , 496 , 114 . 88 -
NON-CASH DISTRIBUTIONS	247 , 523 . 34 -
TOTAL MARKET VALUE AS OF 01/31/2017	1 6 8 , 5 9 7 , 9 5 9 . 9 8

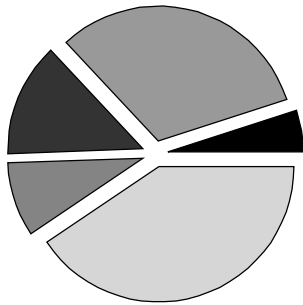
ACCOUNT STATEMENT

Statement Period
Account Number

01/01/2017 through 01/31/2017
M87163

Summary Of Investments

Investment Allocation



5.0%	CASH AND EQUIVALENTS	8,347,252.60
32.0%	EQUITIES	54,020,512.92
13.5%	FIXED	22,817,073.26
8.9%	INTERNATIONAL	15,032,804.36
40.6%	MISCELLANEOUS	68,380,316.84
100.0%	Total	168,597,959.98

Investment Summary

	Cost	Market Value	% of Acct	Estim Ann Inc	Income Yield
CASH AND EQUIVALENTS					
CASH	197,897.75	197,897.75	0.12	0	0.00
SHORT TERM INVESTMENTS	8,149,354.85	8,149,354.85	4.83	31,782	0.39
TOTAL CASH AND EQUIVALENTS	8,347,252.60	8,347,252.60	4.95	31,782	0.38
EQUITIES					
COMMON STOCK	37,155,463.83	47,512,954.44	28.18	1,004,622	2.11
MUTUAL FUNDS - EQUITY	5,675,398.43	6,507,558.48	3.86	101,957	1.57
TOTAL EQUITIES	42,830,862.26	54,020,512.92	32.04	1,106,580	2.05
FIXED					
U S GOVERNMENT OBLIGATIONS	3,832,281.97	3,756,021.50	2.23	83,025	2.21

ACCOUNT STATEMENT

Statement Period
Account Number

01/01/2017 through 01/31/2017
M87163

Summary Of Investments

Investment Summary

	Cost	Market Value	% of Acct	Estim Ann Inc	Income Yield
MORTGAGE BACKED SECURITIES	6,200,399.19	6,150,035.95	3.65	220,814	3.59
COLLATERALIZED MORTGAGE OBLIGATIONS	819,069.16	840,321.71	0.50	21,065	2.51
CORPORATE BONDS	12,154,189.31	12,070,694.10	7.16	529,322	4.39
TOTAL FIXED	23,005,939.63	22,817,073.26	13.53	854,226	3.74
INTERNATIONAL					
FOREIGN BONDS, NOTES & DEBENTURES	180,870.00	154,722.00	0.09	8,625	5.57
FOREIGN STOCK	1,560,498.78	1,494,664.64	0.89	43,012	2.88
MUTUAL FUNDS - INTERNATIONAL	11,290,232.61	13,383,417.72	7.94	183,081	1.37
TOTAL INTERNATIONAL	13,031,601.39	15,032,804.36	8.92	234,718	1.56
MISCELLANEOUS					
MISCELLANEOUS ASSETS	10,000,000.00	18,614,964.43	11.04	0	0.00
PARTNERSHIPS	35,753,364.03	49,765,352.41	29.52	0	0.00
TOTAL MISCELLANEOUS	45,753,364.03	68,380,316.84	40.56	0	0.00
Total Fund	132,969,019.91	168,597,959.98	100.00	2,227,306	1.32